

**AGENDA FOR THE REGULAR MEETING OF THE
BOARD OF DIRECTORS OF THE
TEMESCAL VALLEY WATER DISTRICT
APRIL 25, 2017, 8:30 A.M. AT
THE DISTRICT'S ADMINISTRATIVE OFFICE
22646 TEMESCAL CANYON ROAD,
TEMESCAL VALLEY, CALIFORNIA 92883**

The following is a summary of the rules of order governing meetings of the Temescal Valley Water District Board of Directors:

AGENDA ITEMS

In case of an emergency, items may be added to the Agenda by a majority vote of the Board of Directors. An emergency is defined as a work stoppage; a crippling disaster; or other activity, which severely imperils public health, safety or both. Also, items, which arise after the posting of Agenda, may be added by a two-thirds vote of the Board of Directors.

PUBLIC COMMENT

Persons wishing to address a matter not on the Agenda may be heard at this time; however, no action will be taken until placed on a future agenda in accordance with Board policy.

NOTICE TO PUBLIC

All matters listed under the Consent Calendar will be voted upon by one motion. There will be no separate discussion of these items, unless a Board Member or member of the public requests that a particular item(s) be removed from the Consent Calendar, in which case, they will be considered separately under New Business.

**IF ANYONE WISHES TO SPEAK WITH THE BOARD
ABOUT ANY CONSENT CALENDAR MATTER(S),
PLEASE STATE YOUR NAME, ADDRESS,
AND APPROPRIATE ITEM NUMBER(S).**

AFFIDAVIT OF POSTING

I, Allison Harnden, Office Manager of the Temescal Valley Water District, hereby certify that I caused the posting of the Agenda at the District office at 22646 Temescal Canyon Road, Temescal Valley, California 92883 prior to April 22, 2017.

Allison Harnden, Office Manager

**AGENDA FOR REGULAR MEETING
April 25, 2017**

Page No.

- 1. Roll Call and Call to Order.**

- 2. Presentations and Acknowledgments.**
 - a. General District Election – August 29, 2017.
 1. Resolution No. R-17-03 Requesting the County of Riverside’s Registrar of Voters to Conduct the General District Election. **6**
RECOMMENDATION: Approve Resolution No. R-17-03.
 2. Resolution No. R-17-04 Determining the Candidate Statement cost will not be paid by the District. **7**
RECOMMENDATION: Approve Resolution No. R-17-04.
 3. Resolution No. R-17-05 Determining the District’s qualified voter list pursuant to water code section 35003.1. **8**
RECOMMENDATION: Approve Resolution No. R-17-05.

- 3. Public Comment.**

- BOARD ITEMS:**

- 4. Minutes of the March 28, 2017 Regular Meeting. 9-11**
RECOMMENDATION: Approve Minutes as written.

- 5. Payment Authorization Report. 12-15**
RECOMMENDATION: Approve Report and authorize payment of the March 28 - April 25, 2017 invoices.

- 6. Revenue & Expenditure Reports. (Unaudited).**
 - a. Revenue & Expenditure Reports. **16-39**
RECOMMENDATION: Note and file.

 - b. Lien update. **40**
RECOMMENDATION: Note and file.

	<u>Page No.</u>
7. Trilogy Development.	
a. Homeowners Association update.	(-)
b. Golf Course update.	(-)
8. Sycamore Creek Development.	
a. Project Update.	(-)
b. 1738 homes to be built. 1421 houses occupied to date. 81% complete.	
9. Terramor Development (Forestar Toscana).	
a. Project Update.	(-)
b. 1443 estimated houses to be built.	
10. Water Utilization Reports.	41-53
RECOMMENDATION: Note and file.	
11. Committee Reports.	
a. Finance (Director Rodriguez).	(-)
b. Engineering (Director Destache).	54
c. Public Relations (Allison Harnden).	(-)
12. Office Manager's Report.	(-)
13. General Manager's Report.	
a. General Manager's Report.	55
1. SWRCB Update.	56-57
2. Deep Rock Fracture Study.	58
RECOMMENDATION: Approve.	
b. Operations Report.	59-61

	<u>Page No.</u>
14. District Engineer's Report. a. Status of Projects.	62-63
15. District Counsel's Report.	(-)
16. Seminars/Workshops.	
17. Consideration of Correspondence. An informational package containing copies of all pertinent correspondence for the Month of March will be distributed to each Director along with the Agenda.	64
18. Adjournment.	(-)

RESOLUTION NO. R-17-03

**RESOLUTION OF THE BOARD OF DIRECTORS
OF THE TEMESCAL VALLEY WATER DISTRICT,
RIVERSIDE COUNTY, CALIFORNIA, REQUESTING THE
COUNTY OF RIVERSIDE'S REGISTRAR OF VOTERS
TO CONDUCT THE TEMESCAL VALLEY WATER DISTRICT
GENERAL ELECTION**

WHEREAS, existing law requires the county clerk to conduct the general election for each district within the County that is subject to the Uniform District Election Law; and

WHEREAS, Section 23502 of the Elections Code allows the County Clerk to conduct an election on behalf of a landowner voting district if the governing body of the district, by Resolution, requests it and agrees to reimburse the County pursuant to Section 23524,

WHEREAS, the general election for Temescal Valley Water District is to be held on August 29, 2017, for the purpose of electing 3 directors for a full terms to fill the offices presently held by Paul Rodriguez, Grant Destache and Damon De Frates whose terms expire on December 1, 2017.

NOW, THEREFORE, BE IT RESOLVED, DETERMINED AND ORDERED that the Board of Directors of the Temescal Valley Water District does hereby request the County Clerk of Riverside County to authorize the Registrar of Voters to conduct the general election for Temescal Valley Water District.

BE IT FURTHER RESOLVED, DETERMINED and ORDERED that Temescal Valley Water District agrees to reimburse the County for the costs associated with holding the general election, pursuant to Section 23524 and any Riverside County ordinances or resolutions consistent therewith.

ADOPTED, SIGNED and APPROVED this 25th day of April 2017.

ATTEST:

APPROVED:

By: _____
Secretary, Board of Directors

By: _____
President, Board of Directors

Dated: _____

Dated: _____

RESOLUTION NO. R-17-04

**RESOLUTION OF THE BOARD OF DIRECTORS
OF THE TEMESCAL VALLEY WATER DISTRICT,
RIVERSIDE COUNTY, CALIFORNIA, DETERMINING
THAT THE CANDIDATE STATEMENT COST WILL NOT
BE PAID BY THE DISTRICT**

BE IT RESOLVED, DETERMINED and ORDERED that Temescal Valley Water District will not pay the costs of candidates' statements in conjunction with the District's general election to be held on August 29, 2017.

ADOPTED, SIGNED and APPROVED this 25th day of April 2017.

ATTEST:

APPROVED:

By: _____
Secretary, Board of Directors

By: _____
President, Board of Directors

Dated: _____

Dated: _____

RESOLUTION NO. R-17-05

**RESOLUTION OF THE BOARD OF DIRECTORS
OF THE TEMESCAL VALLEY WATER DISTRICT,
RIVERSIDE COUNTY, CALIFORNIA, DETERMINING THE
DISTRICT'S QUALIFIED VOTER LIST
PURSUANT TO WATER CODE SECTION 35003.1**

BE IT RESOLVED, DETERMINED and ORDERED that the Temescal Valley Water District's qualified voter list shall be based upon the last equalized assessment roll of those persons who, as of the 45th day prior to the general election to be held August 29, 2017, appear as owners on the records in the Riverside County assessor's roll, pursuant to Water Code section 35003.1.

ADOPTED, SIGNED and APPROVED this 25th day of April 2017.

ATTEST:

APPROVED:

By: _____
Secretary, Board of Directors

By: _____
President, Board of Directors

Dated: _____

Dated: _____

**MINUTES OF THE
REGULAR MEETING OF THE
TEMESCAL VALLEY WATER DISTRICT**

March 28, 2017

PRESENT

C. Colladay
P. Rodriguez
G. Destache
J. Butler

ABSENT

D. De Frates

GUESTS

T. Davis
B. Clingman
B. Paul
J. Watson
J. Watson

STAFF

J. Pape
M. McCullough
K. Caldwell
J. Scheidel
D. Saunders

1. Roll Call and Call to Order.

The regular meeting of the Temescal Valley Water District was called to order by President Colladay at 8:30 a.m.

2. Presentations and Acknowledgments.

3. Public Comment.

BOARD ITEMS:

4. Presentation by Chandler Asset Management on District Investments.

5. Minutes of the February 28 Regular Meeting.

ACTION: Director Butler moved to approve the minutes as presented. Director Rodriguez seconded. Motion carried unanimously.

6. Payment Authorization Report.

ACTION: Director Rodriguez moved to approve the February 28 – March 28, 2017 invoices. Director Destache seconded. Motion carried unanimously.

7. Revenue & Expenditure Reports. (Unaudited).

a. Revenue & Expenditure Reports.

ACTION: Note and file.

- b. Lien update.
ACTION: Note and file.

- 8. Trilogy Development.**
 - a. Homeowners Association update: None

 - b. Golf Course update: None

- 9. Sycamore Creek Development.**
 - a. Project Update: None

 - b. 1738 homes to be built. 1421 houses occupied to date. 81% complete.

- 10. Terramor Development (Forestar Toscana).**
 - a. Project Update.

 - b. 1443 estimated houses to be built.

- 11. Water Utilization Reports.**
ACTION: Note and file.

- 12. Committee Reports.**
 - a. Finance (Director Rodriguez).

 - b. Engineering (Director Destache).

 - c. Public Relations (Allison Harnden).

- 13. Office Manager's Report.**

- 14. General Manager's Report.**
 - a. General Manager's Report.
 - 1. SWRCB Update.

 - b. Operations Report.

- 15. District Engineer's Report.**
 - a. Status of Projects.
- 16. District Counsel's Report.**

17. Seminars/Workshops.

18. Consideration of Correspondence.

An informational package containing copies of all pertinent correspondence for the Month of February will be distributed to each Director along with the Agenda.

19. Adjournment.

There being no further business, the March 28, 2017 Regular Meeting of the Temescal Valley Water District Board of Directors was adjourned at 10:40 a.m. by President Colladay.

ATTEST:

APPROVED:

Paul Rodriguez, Secretary

Charles Colladay, President

Date: _____

Date: _____

TEMESCAL VALLEY WATER DISTRICT

Payment Authorization Report

April 25, 2017

Check #	Date	Payee ID	Payee	Amount	
19381	3/25/17	TR012	TRAN CONTROLS SCADA SOLUTIONS, LLC.	\$ 40,119.06	CAP IMP-PLC UPGRADE
19382	3/25/17	CSE	CANYON SPRINGS ENTERPRISES	3,415.25	
19383	3/28/17	EL	EDUARDO LOPEZ-TRK MAINT	80.00	
19384	3/28/17	CO	CHARLES W. COLLADAY	202.52	
19385	3/28/17	RO	PAUL RODRIGUEZ	147.82	
19386	3/29/17	GM	GLEN MUNCY (INSPECTION)	6,574.50	
19387	3/29/17	CL	CHRISTINA LAYME-MILEAGE	28.96	
19388	3/29/17	MM	MEL MC CULLOUGH-EXP RPT/MILEAGE	222.76	
19389	3/29/17	THF	TEMESCAL HERITAGE FOUNDATION	125.00	
19390	4/7/17	AD	PAYROLL	-	
19391	4/7/17	BE	PAYROLL	-	
19392	4/7/17	CG	PAYROLL	-	
19393	4/7/17	CL	VOID	-	
19394	4/7/17	DB	PAYROLL	-	
19395	4/7/17	JH	PAYROLL	-	
19396	4/7/17	KC	PAYROLL	-	
19397	4/7/17	KN	PAYROLL	-	
19398	4/7/17	MM	PAYROLL	-	
19399	4/7/17	MCC	MEL Mc CULLOUGH-INS REIMB	697.00	
19400	4/7/17	FI01	FIDELITY INVESTMENTS	910.80	
19401	4/7/17	BE	PAYROLL	-	
19402	4/7/17	CL	PAYROLL	-	
19403	4/7/17	DB	PAYROLL	-	
19404	4/7/17	JH	PAYROLL	-	
19405	4/7/17	KN	PAYROLL	-	
19406	4/7/17	CL	PAYROLL	-	
19407	4/7/17	JH	JASON HODEL-MILEAGE	64.80	
19408	4/7/17	DB	DAVID BROWN-MILEAGE	16.20	
19409	4/7/17	JH	PAYROLL	-	
19410	4/7/17	SO03	SOUTHERN CALIF EDISON CO.	30,067.14	
19411	4/7/17	DB	PAYROLL	-	
19412	4/7/17		VOID	-	
19413	4/21/17	AD	PAYROLL	-	
19414	4/21/17	BE	PAYROLL	-	
19415	4/21/17	CG	PAYROLL	-	
19416	4/21/17	CL	PAYROLL	-	

TEMESCAL VALLEY WATER DISTRICT
 Payment Authorization Report
 April 25, 2017

Check #	Date	Payee ID	Payee	Amount
19417	4/21/17	CO	CHARLES W. COLLADAY	202.52
19418	4/21/17	DB	PAYROLL	-
19419	4/21/17	DD	DAMON DE FRATES	147.82
19420	4/21/17	DES	GRANT DESTACHE	202.52
19421	4/21/17	JB	JOHN B. BUTLER	147.82
19422	4/21/17	JH	PAYROLL	-
19423	4/21/17	KC	PAYROLL	-
19424	4/21/17	KN	PAYROLL	-
19425	4/21/17	MM	PAYROLL	-
19426	4/21/17	RO	PAUL RODRIGUEZ	147.82
19427	4/21/17	BE	PAYROLL	-
19428	4/21/17	CL	PAYROLL	-
19429	4/21/17	DB	PAYROLL	-
19430	4/18/17	DES	GRANT DESTACHE	202.52
19431	4/18/17	JB	JOHN B. BUTLER	147.82
19432	4/21/17	REFUND	JEFFREY WRITER	180.05
19433	4/18/17	REFUND	JULIE SHAVER	109.98
19434	4/18/17	REFUND	MICHAEL FLEMING	226.88
19435	4/21/17	REFUND	STEPHEN IVERSEN	157.38
19436	4/21/17	REFUND	STACY MILANO	147.50
19437	4/21/17	REFUND	SARA JONES	123.14
19438	4/21/17	REFUND	STEVEN FELIX	44.24
19439	4/21/17	REFUND	DEBBIE PALUMBO	201.39
19440-19444	4/21/17		VOID	-
19445	4/21/17	ACSI	ALEXANDER'S CONTRACT SERVICES, INC.	4,918.15
19446	4/21/17	AEI	ADKAN ENGINEERS INC.	665.00
19447	4/21/17	AGSI	AUTOMATED GATE SERVICES INC	175.00
19448	4/21/17	ATT01	AT&T	461.81
19449	4/21/17	ATTM	AT & T MOBILITY	575.32
19450	4/21/17	ATTUV01	AT & T U-VERSE	74.78
19451	4/21/17	AWWA	AMERICAN WATER WORKS ASSOCIATION	420.00
19452	4/21/17	BA01	BABCOCK LABORATORIES, INC	1,115.00
19453	4/21/17	BEP	BARRETT ENGINEERED PUMPS	21,296.79
19454	4/21/17	CA16	CALIFORNIA CHOICE BENEFIT ADMINISTRATOR	6,621.04
19455	4/21/17	CAM	CHANDLER INVESTMENT MANAGEMENT	1,000.00
19456	4/21/17	CE01	CENTRAL COMMUNICATIONS	72.95

WASTE WATER PUMP-SPARE

TEMESCAL VALLEY WATER DISTRICT

Payment Authorization Report

April 25, 2017

Check #	Date	Payee ID	Payee	Amount	
19457	4/21/17	CO06	CORONA ROSE FLOWERS & GIFTS	60.82	
19458	4/21/17	CSS	CLEAN-A-LOT SWEEP AND STEAM	440.00	
19459	4/21/17	DMV	DMV	263.00	
19460	4/21/17	DU02	DUDEK & ASSOCIATES	1,982.50	
19461	4/21/17	DU04	DUDEK & ASSOCIATES	1,145.00	
19462	4/21/17	EASI	ENGINEERED AIR SERVICES, INC.	478.00	
19463	4/21/17	EPI	ELDRIDGE PRODUCTS INC	20,071.80	FLOW METERS FOR SBRs
19464	4/21/17	EPIC	EDGEWOOD PARTNERS INSURANCE CENTER	34,130.00	INS POLICY FOR 2017-2018
19465	4/21/17	FE01	FEDERAL EXPRESS	52.69	
19466	4/21/17	GM	GLEN MUNCY (INSPECTION)	6,817.50	
19467	4/21/17	HLCI	HOT LINE CONSTRUCTION INC.	4,404.18	SHIELD PWR LINE OVER WELL 1A
19468	4/21/17	HO01	HOME DEPOT CREDIT SERVICES	173.45	
19469	4/21/17	IEI	INNERLINE ENGINEERING INC	3,060.00	
19470	4/21/17	ISC	IT SUPPORT CA INC.	1,401.00	
19471	4/21/17	kae	K & A ENGINEERING	1,595.00	
19472	4/21/17	Maxim	MAXIM SECURITY SYSTEM	105.19	
19473	4/21/17	MH01	MCFADDEN-DALE HARDWARE CO.	563.45	
19474	4/21/17	MU01	WILLDAN FINANCIAL SERVICES	10,756.53	ADMIN -PAID BY CFD/CONTINUING DISCLOS
19475	4/21/17	NC	NORTHSTAR CHEMICAL	7,395.96	
19476	4/21/17	ON01	ONE STOP LANDSCAPE SUPPLY INC.	935.00	
19477	4/21/17	OVLLP	VOID	-	
19478	4/21/17	PLM01	PARRA LANDSCAPE MAINTENANCE	3,738.00	
19479	4/21/17	RCR	RIVERSIDE COUNTY RECORDER	55.00	
19480	4/21/17	RIS	RS INSTRUMENTS & SERVICES	316.50	
19481	4/21/17	RTI	RICHARDSON TECHNOLOGIES INC.	799.00	
19482	4/21/17	RTL	RUTAN & TUCKER, LLP	15,528.50	CAP IMP-SUSTAINABLE GRDWATER MGT AC
19483	4/21/17	SCIE	SOUTHERN CALIFORNIA INDUSTRIA EQUIPMENT	403.20	
19484	4/21/17	SEMA	SEMA INC.	662.52	
19485	4/21/17	ST02	STATE COMPENSATION INSUR.FUND	2,067.08	
19486	4/21/17	SYCR	STRADLING YOCCA CARLSON & RAUTH	17,730.14	CFD #4 BOND COUNSEL
19487	4/21/17	TR012	TRAN CONTROLS SCADA SOLUTIONS, LLC.	34,669.03	CAP IMP-PLC UPGRADE
19488	4/21/17	TWC	TIME WARNER CABLE-SPECTRUM	1,024.22	
19489	4/21/17	UN01	UNDERGROUND SERVICE ALERT	57.00	
19490	4/21/17	USA	UTILITY SERVICES ASSOCIATES	1,225.00	
19491	4/21/17	VA01	VALLEY CITIES/GONZALES FENCE	400.00	
19492	4/21/17	WA01	WASTE MANAGEMENT - INLAND EMPIRE	549.31	

TEMESCAL VALLEY WATER DISTRICT

Payment Authorization Report

April 25, 2017

Check #	Date	Payee ID	Payee	Amount
19493	4/21/17	WE01	WESTERN MUNICIPAL WATER DISTR.	210,786.35
19494	4/21/17	WOR	WHITE OWL RENTAL(ONE STOP)	2,260.00
19495	4/21/17	DU01	DUDEK & ASSOCIATES-CONT MGT	26,705.60
19496	4/21/17	DU02	DUDEK & ASSOCIATES-SPECIAL PROJECTS	1,870.00
TOTAL				<u>\$ 539,134.57</u>

THESE INVOICES ARE SUBMITTED TO THE
 TEMESCAL VALLEY BOARD OF DIRECTORS FOR
 APPROVAL AND AUTHORIZATION FOR PAYMENT

Mel McCullough - Finance Manager

 Mel McCullough - Finance Manager

4/25/17

 Date

**TEMESCAL VALLEY WATER DISTRICT
INTERNAL BALANCE SHEET
3/31/017**

ASSETS

Fixed Assets (net of accumulated depreciation)		
Land	\$	902,118
Treatment Plants		9,235,176
Capacity Rights		13,503,639
Water System, Reservoir & Wells		9,419,814
Water & Sewer Mains		27,459,121
General Equipment Sewer/Water/ Furniture		385,550
Buildings & Entrance Improvements		375,070
		<hr/>
	\$	61,280,487
Current Assets		
Cash - Wastewater	9,345,452	
Cash - Water	8,375,887	
Cash - ID #1	431,369	
Cash - ID #2	120,750	
Cash - Nonpotable	1,682,800	
Cash - Deposits	<u>1,053,822</u>	21,010,079
Accounts Receivable-Services/Developers		933,030
Assessment Receivable		125,121
Interest Receivable		22,032
Prepaid Expenses		10,266
Inventory		<u>77,170</u>
		22,177,697
Other Assets		
Work-in-Process		119,440
Deferred Outflows - Pension		<u>\$ 158,570</u>
TOTAL ASSETS		<u>\$ 83,736,194</u>

LIABILITIES

Current Liabilities		
Accounts Payable	\$	354,888
Security Deposits		332,792
Payroll & Payroll Taxes Payable		52,064
Capacity & Meter Deposits		107,630
Fiduciary Payments Payable		307,844
Developer Deposits		284,351
Other Deposits		<u>23,327</u>
		1,462,896
Long-term Liabilities		
TVRP Note		2,071,328
Deferred Inflows - Pension		<u>57,103</u>
TOTAL LIABILITIES		<u>\$ 3,591,327</u>

FUND EQUITY

Fund Balances		
Waste Water Fund Balance		26,760,272
Water Fund Balance		43,460,951
ID #1 Fund Balance		569,968
ID #2 Fund Balance		631,568
Recycled Water Fund Balance		<u>8,722,108</u>
TOTAL FUND EQUITY		<u>\$ 80,144,867</u>
TOTAL LIABILITIES & FUND EQUITY		<u>\$ 83,736,194</u>

**TEMESCAL VALLEY WATER DISTRICT
REVENUE AND EXPENDITURES/BUDGET
For Nine Months ending March 31, 2017**

	MARCH			YEAR TO DATE			BUDGET 2016-2017	BUDGET REMAINING
	ACTUAL	BUDGET	VARIANCE	ACTUAL	BUDGET	VARIANCE		
<u>WASTEWATER DEPARTMENT</u>								
OPERATING REVENUE:								
MONTHLY SEWER SERVICE CHARGE	174,750	167,000	7,750	1,550,767	1,502,000	48,767	2,002,000	(451,233)
MONTHLY SERVICE CHARGE-ID #1	10,767	10,767	-	96,903	96,903	-	129,200	(32,297)
MONTHLY SERVICE CHARGE-ID #2	12,180	12,180	-	109,620	109,620	-	146,150	(36,530)
MONTHLY SEWER SERVICE CHG-R COM	8,850	9,600	(750)	81,119	86,200	(5,081)	115,000	(33,881)
MISC UTILITY CHARGES/ REVENUE	4,409	4,400	9	47,081	39,600	7,481	52,000	(4,919)
STANDBY CHARGES	(4,448)	-	(4,448)	58,929	55,000	3,929	110,000	(51,071)
CFD REIMBURSEMENTS	-	-	-	10,000	10,000	-	20,000	(10,000)
INSPECTION CHARGES	12,123	2,500	9,623	19,727	7,500	12,227	10,000	9,727
TOTAL WASTEWATER REVENUE	218,631	206,447	12,184	1,974,146	1,906,823	67,323	2,584,350	(610,204)
OPERATING EXPENSES:								
PLANT WAGES EXPENSE	8,402	9,400	(998)	82,223	90,900	(8,677)	165,000	(82,777)
PAYROLL TAXES EXP	174	230	(56)	1,651	2,310	(659)	3,000	(1,349)
EMPLOYEE BENEFITS-INS	532	1,300	(768)	12,170	11,700	470	15,500	(3,330)
EMPLOYEE BENEFITS-RETIREMENT	705	1,750	(1,045)	12,377	17,450	(5,073)	22,500	(10,123)
OVERTIME EXP	317	750	(433)	3,958	6,750	(2,792)	9,000	(5,042)
MILEAGE EXP	-	75	(75)	330	650	(320)	800	(470)
VACATION EXP	624	700	(76)	5,617	6,300	(683)	8,300	(2,683)
ELECTRICIAN LABOR COSTS	-	625	(625)	2,074	5,625	(3,551)	7,500	(5,426)
SCADA SYSTEM ADMIN/MAINT	2,380	750	1,630	7,777	6,750	1,027	9,000	(1,223)
LABORATORY TESTING COSTS	725	2,700	(1,975)	14,398	23,300	(8,902)	32,000	(17,602)
SLUDGE DISPOSAL/PUMPING COSTS	3,920	2,000	1,920	17,502	18,500	(998)	25,000	(7,498)
SLUDGE DISPOSAL BAG EXP	-	25,000	(25,000)	-	25,000	(25,000)	25,000	(25,000)
SLUDGE CHEMICAL EXP	-	6,500	(6,500)	1,676	19,000	(17,324)	20,000	(18,324)
CHEMICALS, LUBRICANTS & FUELS	10,904	8,000	2,904	87,909	72,000	15,909	95,000	(7,091)
EQUIPMENT RENTAL COSTS	-	200	(200)	675	1,600	(925)	2,000	(1,325)
EQUIPMENT REPAIRS & MAINT.	6,943	6,000	943	168,072	144,000	24,072	190,000	(21,928)
SEWER LINE REPAIRS	-	2,500	(2,500)	-	7,500	(7,500)	10,000	(10,000)
SEWER CLEANING AND VIDEO EXP	2,040	1,500	540	6,141	12,000	(5,859)	15,000	(8,859)
SECURITY AND ALARM EXP	-	350	(350)	641	2,800	(2,159)	4,000	(3,359)
PROPERTY MAINTENANCE	8,989	1,750	7,239	39,911	15,750	24,161	20,000	19,911
ENGINEERING/ADMIN. STUDIES	-	-	-	-	5,000	(5,000)	20,000	(20,000)
ENERGY COSTS	10,978	13,000	(2,022)	122,538	136,500	(13,962)	195,000	(72,462)
CONSUMABLE SUPPLIES & CLEANING	132	850	(718)	1,205	7,650	(6,445)	10,000	(8,795)
SMALL EQUIPMENT & TOOLS COST	970	250	720	10,554	22,500	(11,946)	3,000	7,554
PERMITS, FEES & TAXES	-	2,200	(2,200)	18,370	19,800	(1,430)	25,000	(6,630)
SAWPA BASIN MONITORING EXP	-	-	-	20,240	15,000	5,240	15,000	5,240
MAP UPDATING/GIS EXP	-	-	-	572	2,000	(1,428)	2,000	(1,428)
MISC. OPERATING EXP	-	100	(100)	844	800	44	1,000	(156)
BAD DEBT EXPENSES	-	-	-	-	-	-	1,500	(1,500)
CONTINGENCIES	-	3,500	(3,500)	-	31,500	(31,500)	36,000	(36,000)
TOTAL OPERATING EXPENSES	58,735	91,980	(33,245)	639,425	730,635	(91,210)	987,100	(347,675)

**TEMESCAL VALLEY WATER DISTRICT
REVENUE AND EXPENDITURES/BUDGET
For Nine Months ending March 31, 2017**

	MARCH			YEAR TO DATE			BUDGET	BUDGET
	ACTUAL	BUDGET	VARIANCE	ACTUAL	BUDGET	VARIANCE	2016-2017	REMAINING
ADMINISTRATIVE EXPENSES:								
CONTRACT MANAGEMENT	10,682	10,500	182	74,475	75,150	(675)	100,000	(25,525)
GENERAL ENGINEERING EXP	-	1,400	(1,400)	6,559	12,600	(6,041)	16,000	(9,441)
ANNUAL ASSESSMENT EXP	-	-	-	2,868	2,000	868	2,000	868
PLAN CHECK & INSPECTION EXP	-	400	(400)	-	3,700	(3,700)	5,000	(5,000)
EMPLOYEE BENEFITS-INS	1,643	1,600	43	13,849	14,400	(551)	19,000	(5,151)
EMPLOYEE BENEFITS-RETIREMENT	1,780	1,600	180	15,004	16,200	(1,196)	21,000	(5,996)
WAGES EXPENSE	10,462	11,000	(538)	101,249	109,800	(8,551)	142,000	(40,751)
VACATION EXP	797	800	(3)	7,175	7,200	(25)	9,600	(2,425)
OVERTIME EXP	-	85	(85)	373	765	(392)	1,000	(627)
MILEAGE EXP ADMIN	-	45	(45)	385	405	(20)	500	(115)
PAYROLL TAX EXPENSES	210	200	10	2,011	2,000	11	2,500	(489)
CONTRACT STAFFING EXP	-	-	-	-	1,000	(1,000)	2,000	(2,000)
LEGAL EXPENSES	463	650	(188)	4,935	5,850	(915)	7,600	(2,665)
AUDIT EXPENSES	-	-	-	5,400	5,000	400	5,000	400
BOARD COMMITTEE MEETING EXP.	426	625	(199)	3,482	5,625	(2,143)	7,500	(4,018)
ELECTION & PUBLIC HEARING EXP	-	-	-	-	-	-	6,600	(6,600)
COMPUTER SYSTEM ADMIN	1,121	1,700	(579)	11,691	15,300	(3,609)	20,000	(8,309)
BANK CHARGES EXP	665	750	(85)	6,654	6,750	(96)	9,000	(2,346)
MISCELLANEOUS & EDUCATION EXP	-	85	(85)	1,167	765	402	1,000	167
TELEPHONE, FAX & CELL EXP	2,027	675	1,352	9,979	6,075	3,904	8,000	1,979
OFFICE SUPPLIES EXP	511	1,400	(889)	8,079	12,600	(4,521)	16,000	(7,921)
PRINTING EXPENSES	-	-	-	5,598	2,500	3,098	5,000	598
POSTAGE & DELIVERY EXPENSE	853	1,000	(147)	8,424	9,000	(576)	12,000	(3,576)
PUBLICATIONS, NOTICES & DUES	80	500	(420)	248	4,500	(4,252)	5,000	(4,752)
EQUIPMENT LEASE EXPENSES	265	500	(235)	4,774	4,500	274	6,000	(1,226)
INSURANCE EXPENSES	1,726	2,700	(974)	18,282	24,300	(6,018)	32,000	(13,718)
INVESTMENT EXP	400	-	400	3,200	-	3,200	4,800	(1,600)
COMMUNITY OUTREACH EXP	-	-	-	7,901	3,500	4,401	7,000	901
TOTAL ADMINISTRATIVE EXPENSES	34,111	38,215	(4,105)	323,762	351,485	(27,723)	473,100	(149,338)
TOTAL WASTEWATER EXPENSES	92,846	130,195	(37,350)	963,187	1,082,120	(118,933)	1,460,200	(497,013)
NET OPERATING REVENUE/EXPENSE	125,786	76,252	49,534	1,010,959	824,703	186,256	1,124,150	(113,191)
NON-OPERATING SOURCE OF FUNDS:								
OTHER REVENUE REIMB-MANDATE COSTS	-	-	-	-	-	-	-	-
CONNECTION FEES	-	-	-	29,073	-	29,073	-	29,073
INTEREST INCOME	836	1,000	(164)	15,526	9,000	6,526	12,000	3,526
PROPERTY TAX INCOME	292	-	292	73,043	32,500	40,543	65,000	8,043
TOTAL NON-OPER SOURCE OF FUNDS	1,128	1,000	128	117,642	41,500	76,142	77,000	40,642
TOTAL SEWER REVENUE/EXPENSE	126,914	77,252	49,662	1,128,601	866,203	262,398	1,201,150	(72,549)
TRANSFER TO CAPITAL FUND-REPLACEMENT				737,431				
TRANSFER TO CAPITAL FUND-IMPROVEMENT				391,170				
				-				

**TEMESCAL VALLEY WATER DISTRICT
REVENUE AND EXPENDITURES/BUDGET
For Nine Months ending March 31, 2017**

WASTE WATER CAPITAL FUND:

ENDING FUNDS AVAILABLE 2015-2016	8,846,278
TRANSFER FOR CAPITAL FUND REPLACEMENT	737,431
TRANSFER FOR CAPITAL IMPROVEMENTS	391,170
CAPITAL IMPROVEMENT (SEE ATTACHED DETAIL)	<u>(148,277)</u>
TOTAL FUNDS AVAILABLE	<u>9,826,602</u>

**TEMESCAL VALLEY WATER DISTRICT
REVENUE AND EXPENDITURES/BUDGET
For Nine Months ending March 31, 2017**

	MARCH			YEAR TO DATE			BUDGET 2016-2017	BUDGET REMAINING
	ACTUAL	BUDGET	VARIANCE	ACTUAL	BUDGET	VARIANCE		
<u>WATER DEPARTMENT</u>								
OPERATING REVENUE:								
WATER SERVICE CHARGE	110,819	112,500	(1,681)	1,023,491	1,012,500	10,991	1,350,000	(326,509)
WATER USAGE CHARGES	171,420	162,000	9,420	2,211,369	1,890,000	321,369	2,700,000	(488,631)
WATER PUMPING CHARGE	7,016	4,500	2,516	73,215	52,500	20,715	75,000	(1,785)
FIRE PROTECTION CHARGES	2,487	2,400	87	23,058	21,600	1,458	28,000	(4,942)
MISC. UTILITY CHARGES	4,923	4,200	723	42,428	37,800	4,628	50,000	(7,572)
SERVICE METER INCOME	3,900	1,700	2,200	40,350	15,300	25,050	20,000	20,350
CELLULAR SITE LEASE	5,574	2,500	3,074	27,789	22,500	5,289	30,000	(2,211)
MWD READINESS TO SERVE CHARGE	11,531	18,750	(7,219)	159,801	168,750	(8,949)	225,000	(65,199)
STANDBY CHARGES	(4,448)	-	(4,448)	22,524	17,500	5,024	35,000	(12,476)
CFD REIMBURSEMENTS	-	-	-	10,000	10,000	-	20,000	(10,000)
INSPECTION CHARGES	-	2,500	(2,500)	-	7,500	(7,500)	10,000	(10,000)
TOTAL WATER REVENUE	313,222	311,050	2,172	3,634,025	3,255,950	378,075	4,543,000	(908,975)
OPERATING EXPENSES:								
WAGES EXPENSE	7,351	8,000	(649)	71,945	72,000	(55)	145,000	(73,055)
PAYROLL TAXES EXP	152	250	(98)	1,444	2,450	(1,006)	3,000	(1,556)
EMPLOYEE BENEFITS-INS	477	1,175	(698)	7,602	10,575	(2,973)	14,000	(6,398)
EMPLOYEE BENEFITS-RETIREMENT	606	1,535	(929)	10,939	15,395	(4,456)	20,000	(9,061)
OPERATION-MILEAGE EXP	-	70	(70)	308	630	(322)	750	(442)
OVERTIME EXPENSE/ ON CALL	278	750	(472)	3,463	6,750	(3,287)	9,000	(5,537)
VACATION EXP	469	610	(141)	4,213	5,490	(1,277)	7,300	(3,087)
CONTRACT STAFFING-METER READS	4,918	5,000	(82)	39,042	45,000	(5,958)	60,000	(20,958)
SCADA SYSTEM ADMIN/MAINT	2,083	600	1,483	6,805	5,400	1,405	7,000	(195)
LABORATORY TESTING COSTS	390	800	(410)	4,918	10,100	(5,182)	12,500	(7,582)
COMPLIANCE TESTING (ISDE/CROSS)	-	-	-	1,793	3,000	(1,207)	3,000	(1,207)
LEAK DETECTION EXPENSE	-	2,000	(2,000)	-	6,000	(6,000)	8,000	(8,000)
EPA WATER TESTING EXP	-	-	-	-	-	-	-	-
EQUIPMENT RENTAL COSTS	-	175	(175)	-	1,575	(1,575)	2,000	(2,000)
EQUIPMENT REPAIRS & MAINT.	5,962	6,250	(288)	68,546	56,250	12,296	75,000	(6,454)
WATER LINE REPAIRS	-	3,500	(3,500)	21,164	31,500	(10,336)	40,000	(18,836)
ALARM MONITORING COSTS	-	175	(175)	561	1,575	(1,014)	2,000	(1,439)
PROPERTY MAINTENANCE	2,484	500	1,984	2,484	4,500	(2,016)	6,000	(3,516)
ENGINEERING/ADMIN. STUDIES	-	650	(650)	564	6,050	(5,486)	8,000	(7,436)
ENERGY COSTS	7,309	7,500	(191)	88,321	87,500	821	125,000	(36,679)
CONSUMABLE SUPPLIES & CLEANING	-	700	(700)	713	6,300	(5,587)	8,000	(7,287)
CHEMICALS, LUBRICANTS & FUELS	163	425	(262)	5,266	3,825	1,441	5,000	266
SMALL EQUIPMENT & TOOLS COST	-	100	(100)	3,263	1,600	1,663	2,000	1,263
PERMITS, FEES & TAXES	-	1,450	(1,450)	7,097	14,100	(7,003)	18,500	(11,403)
MAP UPDATING/GIS EXP	-	625	(625)	726	5,625	(4,899)	7,500	(6,774)
SERVICE METERS & PARTS COSTS	2,966	2,500	466	61,783	22,500	39,283	30,000	31,783
WHOLESALE WATER PURCHASES	197,053	185,000	12,053	2,104,053	1,735,000	369,053	2,585,000	(480,947)
WATER-MWD CAPACITY CHARGE	3,733	6,700	(2,967)	40,720	60,300	(19,580)	80,000	(39,280)
WATER-READINESS TO SERVE/REFUSAL CHARGE	9,921	14,200	(4,279)	93,053	127,800	(34,747)	170,000	(76,947)
BAD DEBT EXPENSES	-	-	-	-	-	-	1,500	(1,500)
CONSERVATION REBATE EXP	-	625	(625)	595	5,625	(5,030)	7,500	(6,905)
CONTINGENCIES	-	3,000	(3,000)	-	27,000	(27,000)	35,000	(35,000)
TOTAL OPERATING EXPENSES	246,315	254,865	(8,550)	2,651,381	2,381,415	269,966	3,497,550	(846,169)

**TEMESCAL VALLEY WATER DISTRICT
REVENUE AND EXPENDITURES/BUDGET
For Nine Months ending March 31, 2017**

	MARCH			YEAR TO DATE			BUDGET	BUDGET
	ACTUAL	BUDGET	VARIANCE	ACTUAL	BUDGET	VARIANCE	2016-2017	REMAINING
ADMINISTRATIVE EXPENSES:								
CONTRACT MANAGEMENT	9,347	9,300	47	65,166	65,700	(534)	87,500	(22,334)
GENERAL ENGINEERING EXP	1,145	1,400	(255)	5,060	12,600	(7,540)	16,000	(10,940)
PLAN CHECK & INSPECTION EXP	-	1,400	(1,400)	216	12,600	(12,384)	16,000	(15,784)
EMPLOYEE BENEFITS-INS	1,568	1,400	168	13,621	12,600	1,021	16,650	(3,029)
EMPLOYEE BENEFITS-RETIREMENT	1,506	1,395	111	14,176	14,165	11	18,350	(4,174)
ANNUAL ASSESSMENT EXP	-	-	-	2,868	2,000	868	2,000	868
WAGES EXPENSE	9,154	9,530	(376)	88,592	95,410	(6,818)	124,000	(35,408)
VACATION EXP	996	700	296	8,968	6,300	2,668	8,200	768
MILEAGE EXP ADMIN	-	45	(45)	482	405	77	500	(18)
OVERTIME EXPENSE	-	100	(100)	-	750	(750)	1,000	(1,000)
PAYROLL TAX EXPENSES	184	180	4	1,902	1,860	42	2,400	(498)
CONTRACT STAFFING OFFICE	-	-	-	-	1,000	(1,000)	2,000	(2,000)
LEGAL EXPENSES	463	1,250	(787)	5,550	11,250	(5,700)	15,000	(9,450)
AUDIT EXPENSES	-	-	-	4,725	5,000	(275)	5,000	(275)
BOARD COMMITTEE/ MEETING EXP.	373	525	(152)	2,784	4,725	(1,941)	6,300	(3,516)
COMPUTER SYSTEM EXP	980	1,000	(20)	8,037	9,000	(963)	12,000	(3,963)
BANK CHARGES EXP	582	600	(18)	5,823	5,400	423	7,000	(1,177)
MISCELLANEOUS & EDUCATION EXP	-	100	(100)	1,020	750	270	1,000	20
TELEPHONE EXP	1,771	600	1,171	8,256	5,400	2,856	7,000	1,256
OFFICE SUPPLIES EXP	502	1,100	(598)	6,604	9,900	(3,296)	13,000	(6,396)
PRINTING EXPENSES	-	-	-	3,558	2,500	1,058	5,000	(1,442)
POSTAGE & DELIVERY EXPENSE	701	750	(49)	7,248	6,750	498	9,000	(1,752)
PUBLICATIONS, NOTICES & DUES	20	500	(480)	57	4,500	(4,443)	5,000	(4,943)
EQUIPMENT LEASE EXPENSES	231	500	(269)	4,214	4,500	(286)	6,000	(1,786)
INSURANCE EXPENSES	1,510	2,400	(890)	15,996	21,600	(5,604)	28,000	(12,004)
INVESTMENT EXPENSE	350	-	350	2,800	-	2,800	4,200	(1,400)
ELECTION & PUBLIC HEARING EXP	-	-	-	-	-	-	6,600	(6,600)
COMMUNITY OUT REACH EXP	-	-	-	-	3,500	(3,500)	7,000	(7,000)
TOTAL ADMINISTRATIVE EXPENSES	31,383	34,775	(3,392)	277,723	320,165	(42,442)	431,700	(153,977)
TOTAL WATER EXPENSES	277,698	289,640	(11,942)	2,929,104	2,701,580	227,524	3,929,250	(1,000,146)
NET OPERATING REVENUE/EXPENSE	35,524	21,410	14,114	704,921	554,370	150,551	613,750	91,171
NON-OPERATING SOURCE OF FUNDS:								
OTHER REVENUE REIMB-MANDATE COSTS	-	-	-	-	-	-	-	-
CONNECTION FEES	-	-	-	77,236	-	77,236	-	77,236
INTEREST INCOME	1,056	1,600	(544)	18,080	14,400	3,680	19,000	(920)
PROPERTY TAX INCOME	143	-	143	35,878	15,000	20,878	30,000	5,878
TOTAL NON-OP SOURCE OF FUNDS	1,199	1,600	(401)	131,194	29,400	101,794	49,000	82,194
TOTAL REVENUE/EXPENSE	36,723	23,010	13,713	836,115	583,770	252,345	662,750	173,365
TRANSFER TO CAPITAL FUND-REPLACEMENT				391,061				
TRANSFER TO CAPITAL FUND-IMPROVEMENT				445,054				
RESERVOIR CAPACITY FEES				523,600				
CAPACITY USAGE INCOME				173,992				
LONG TERM DEBT REDUCTION				(173,992)				
				-				

**TEMESCAL VALLEY WATER DISTRICT
REVENUE AND EXPENDITURES/BUDGET
For Nine Months ending March 31, 2017**

WATER CAPITAL FUND:

ENDING FUNDS AVAILABLE 2015-2016	7,622,794
TRANSFER FOR CAPITAL FUND REPLACEMENT	391,061
TRANSFER FOR CAPITAL IMPROVEMENTS	968,654
CAPITAL IMPROVEMENT (SEE ATTACHED DETAIL)	<u>(125,471)</u>
TOTAL FUNDS AVAILABLE	<u>8,857,038</u>

**TEMESCAL VALLEY WATER DISTRICT
REVENUE AND EXPENDITURES/BUDGET
For Nine Months ending March 31, 2017**

	MARCH			YEAR TO DATE			BUDGET	BUDGET
	ACTUAL	BUDGET	VARIANCE	ACTUAL	BUDGET	VARIANCE	2016-2017	REMAINING
<u>ID#1 DEPARTMENT</u>								
OPERATING REVENUE:								
ANNUAL SEWER SERVICE CHARGE	13,725	13,725	-	123,525	123,525	-	164,700	(41,175)
TOTAL ID #1 REVENUE	13,725	13,725	-	123,525	123,525	-	164,700	(41,175)
OPERATING EXPENSES:								
MONTHLY TREATMENT PLANT COSTS	10,766	10,766	-	96,898	96,898	-	129,200	(32,302)
TOTAL OPERATING COSTS	10,766	10,766	-	96,898	96,898	-	129,200	(32,302)
ADMINISTRATIVE EXPENSES:								
ANNUAL ASSESSMENT PROCESSING	-	3,000	(3,000)	2,847	3,000	(153)	3,000	(153)
TOTAL ADMINISTRATIVE EXPENSES	-	3,000	(3,000)	2,847	3,000	(153)	3,000	(153)
TOTAL ID#1 EXPENSES	10,766	13,766	(3,000)	99,745	99,898	(153)	132,200	(32,455)
NET OPERATING REVENUE/EXPENSE	2,959	(41)	3,000	23,780	23,627	153	32,500	(8,720)
NON-OPERATING SOURCE OF FUNDS:								
INTEREST INCOME	22	31	(9)	360	279	81	370	(10)
TOTAL NON-OPER SOURCE OF FUNDS	22	31	(9)	360	279	81	370	(10)
TOTAL REVENUE/EXPENSE	2,981	(10)	2,991	24,140	23,906	234	32,870	(8,730)
TRANSFER TO CAPITAL FUND-REPLACEMENT				16,942				
TRANSFER TO CAPITAL FUND-IMPROVEMENT				7,198				
				-				
<u>ID #1 FUND BALANCE:</u>								
ENDING FUNDS AVAILABLE 2015-2016	407,229							
TRANSFER FOR CAPITAL FUND REPLACEMENT	16,942							
TRANSFER FOR CAPITAL IMPROVEMENTS	7,198							
CAPITAL IMPROVEMENT (SEE ATTACHED DETAIL)	-							
TOTAL FUNDS AVAILABLE	431,369							

**TEMESCAL VALLEY WATER DISTRICT
REVENUE AND EXPENDITURES/BUDGET
For Nine Months ending March 31, 2017**

	MARCH			YEAR TO DATE			BUDGET 2016-2017	BUDGET REMAINING
	ACTUAL	BUDGET	VARIANCE	ACTUAL	BUDGET	VARIANCE		
<i>ID#2 DEPARTMENT</i>								
OPERATING REVENUE:								
ANNUAL SEWER SERVICE CHARGE	15,525	15,525	-	139,725	139,725	-	186,300	(46,575)
TOTAL ID #2 REVENUE	15,525	15,525	-	139,725	139,725	-	186,300	(46,575)
OPERATING EXPENSES:								
MONTHLY TREATMENT PLANT COSTS	12,179	12,179	-	109,606	109,606	-	146,150	(36,544)
TOTAL OPERATING COSTS	12,179	12,179	-	109,606	109,606	-	146,150	(36,544)
ADMINISTRATIVE EXPENSES:								
GENERAL ENGINEERING EXP	-	-	-	-	-	-	2,500	(2,500)
ANNUAL ASSESSMENT PROCESSING	-	-	-	2,847	3,000	(153)	3,000	(153)
TOTAL ADMINISTRATIVE EXPENSES	-	-	-	2,847	3,000	(153)	5,500	(2,853)
TOTAL ID#2 EXPENSES	12,179	12,179	-	112,453	112,606	(153)	151,650	(39,197)
NET OPERATING REVENUE/EXPENSE	3,346	3,346	-	27,272	27,119	153	34,650	(7,378)
NON-OPERATING SOURCE OF FUNDS:								
INTEREST INCOME	44	61	(17)	721	549	172	732	(11)
TOTAL NON-OPER SOURCE OF FUNDS	44	61	(17)	721	549	172	732	(11)
TOTAL REVENUE/EXPENSE	3,390	3,407	(17)	27,993	27,668	325	35,382	(7,389)
TRANSFER TO CAPITAL FUND-REPLACEMENT				25,419				
TRANSFER TO CAPITAL FUND-IMPROVEMENT				2,574				
				-				
<i>ID #2 FUND BALANCE:</i>								
ENDING FUNDS AVAILABLE 2015-2016	108,626							
TRANSFER FOR CAPITAL FUND REPLACEMENT	25,419							
TRANSFER FOR CAPITAL IMPROVEMENTS	2,574							
CAPITAL IMPROVEMENT-PLANT REMOVAL	(15,868)							
TOTAL FUNDS AVAILABLE	120,751							

**TEMESCAL VALLEY WATER DISTRICT
REVENUE AND EXPENDITURES/BUDGET
For Nine Months ending March 31, 2017**

	MARCH			YEAR TO DATE			BUDGET 2016-2017	BUDGET REMAINING
	ACTUAL	BUDGET	VARIANCE	ACTUAL	BUDGET	VARIANCE		
<u>NON-POTABLE WATER DEPARTMENT</u>								
OPERATING REVENUE:								
RECYCLED/NON-POTABLE WATER SALES	59,951	26,000	33,951	1,057,807	962,000	95,807	1,300,000	(242,193)
RECYCLED/ NON-POT WATER FIXED CHARGE	21,680	11,250	10,430	137,442	101,250	36,192	135,000	2,442
RECYCLED/NON-POTABLE PUMPING CHARGE	1,396	600	796	27,580	22,200	5,380	30,000	(2,420)
MISC INCOME	1,550	850	700	8,009	7,650	359	10,000	(1,991)
TOTAL NON-POTABLE REVENUE	84,577	38,700	45,877	1,230,838	1,093,100	137,738	1,475,000	(244,162)
OPERATING EXPENSES:								
RECYCLED/NON-POTABLE LABOR EXP	5,251	7,900	(2,649)	51,389	79,300	(27,911)	103,000	(51,611)
PAYROLL TAXES EXP	108	138	(30)	1,031	1,386	(355)	1,800	(769)
EMPLOYEE BENEFITS-INS	338	840	(502)	5,201	7,560	(2,359)	10,000	(4,799)
EMPLOYEE BENEFITS-RETIREMENT	431	1,077	(646)	7,181	10,769	(3,588)	14,000	(6,819)
MILEAGE EXP	-	15	(15)	81	165	(84)	200	(119)
OVERTIME EXP	198	475	(277)	2,474	4,275	(1,801)	5,700	(3,226)
VACATION EXP	469	450	19	4,213	4,050	163	5,200	(987)
SCADA SYS EXP	1,487	575	912	4,860	5,175	(315)	6,800	(1,940)
LABORATORY TESTING COSTS	-	1,250	(1,250)	190	11,250	(11,060)	15,000	(14,810)
EQUIPMENT REPAIRS & MAINT.	5,510	4,200	1,310	17,480	37,800	(20,320)	50,000	(32,520)
NONPOTABLE WATER LINE REPAIR	-	8,500	(8,500)	21,109	76,500	(55,391)	100,000	(78,891)
SECURITY AND ALARM EXP	-	85	(85)	400	765	(365)	1,000	(600)
PROPERTY MAINTENANCE	1,774	420	1,354	2,235	3,780	(1,545)	5,000	(2,765)
ENERGY COSTS	11,779	16,500	(4,721)	159,685	206,250	(46,565)	275,000	(115,315)
CONSUMABLE SUPPLIES EXP	-	30	(30)	-	270	(270)	350	(350)
CHEMICALS, LUBRICANTS & FUELS	116	850	(734)	992	7,650	(6,658)	10,000	(9,008)
PERMITS AND FEES EXP	-	500	(500)	4,745	4,500	245	6,000	(1,255)
SERVICE METERS AND PARTS COSTS	-	600	(600)	5,181	5,400	(219)	7,000	(1,819)
RECYCLED SIGN/TOOLS EXP	-	250	(250)	-	2,250	(2,250)	3,000	(3,000)
MISC OPERATING EXP	-	42	(42)	-	378	(378)	500	(500)
POTABLE WATER EXP	-	-	-	145,943	-	145,943	-	145,943
BAD DEBT	-	-	-	-	-	-	1,600	(1,600)
TOTAL OPERATING EXPENSES	27,461	44,697	(17,236)	434,390	469,473	(35,083)	621,150	(186,760)

**TEMESCAL VALLEY WATER DISTRICT
REVENUE AND EXPENDITURES/BUDGET
For Nine Months ending March 31, 2017**

	APRIL			YEAR TO DATE			BUDGET	BUDGET
	ACTUAL	BUDGET	VARIANCE	ACTUAL	BUDGET	VARIANCE	2016-2017	REMAINING
ADMINISTRATIVE EXPENSES:								
CONTRACT MANAGEMENT	6,676	5,225	1,451	46,547	47,025	(478)	62,500	(15,953)
GENERAL ENGINEERING/ PLAN CHECK EXP	2,647	1,250	1,397	7,667	11,250	(3,583)	15,000	(7,333)
INSPECTION EXP	-	1,250	(1,250)	1,647	11,250	(9,603)	15,000	(13,353)
EMPLOYEE BENEFITS-INS	973	1,000	(27)	8,675	9,000	(325)	12,000	(3,325)
EMPLOYEE BENEFITS-RETIREMENT	1,055	1,000	55	9,398	10,000	(602)	13,000	(3,602)
WAGES EXPENSE	6,539	6,840	(301)	63,280	68,480	(5,200)	89,000	(25,720)
VACATION EXP	199	485	(286)	1,797	4,385	(2,588)	5,800	(4,003)
MILEAGE EXP	-	10	(10)	151	120	31	150	1
OVERTIME EXP	-	105	(105)	-	945	(945)	1,250	(1,250)
PAYROLL TAX EXPENSE	131	123	8	1,366	1,231	135	1,600	(234)
CONTRACT STAFFING EXP	-	-	-	-	1,000	(1,000)	2,000	(2,000)
LEGAL EXPENSE	-	1,000	-	4,509	9,000	(4,491)	12,000	(7,491)
AUDIT EXP	-	-	-	3,375	5,000	(1,625)	5,000	(1,625)
BOARD FEES EXP	266	375	(109)	1,988	3,375	(1,387)	4,500	(2,512)
ELECTION EXP	-	-	-	-	-	-	6,800	(6,800)
COMPUTER SYSTEMS EXP	700	750	(50)	7,644	6,750	894	9,000	(1,356)
BANK CHARGES	415	550	(135)	4,159	4,950	(791)	6,500	(2,341)
TELEPHONE EXP	1,265	420	845	5,693	3,780	1,913	5,000	693
OFFICE SUPPLIES	303	500	(197)	2,808	4,500	(1,692)	6,000	(3,192)
PRINTING EXP	-	-	-	2,730	1,250	1,480	2,500	230
POSTAGE EXP	500	540	(40)	6,075	4,870	1,205	6,500	(425)
PUBLICATION EXP	14	250	(236)	41	2,250	(2,209)	3,000	(2,959)
EQUIPMENT LEASE EXP	165	250	(85)	2,801	2,250	551	3,000	(199)
INSURANCE EXPENSE	1,078	1,700	-	11,426	15,300	(3,874)	20,000	(8,574)
ANNUAL ASSESSMENT EXP	-	-	-	-	2,100	(2,100)	2,100	(2,100)
INVESTMENT EXPENSE	250	-	250	2,000	-	2,000	3,000	(1,000)
COMMUNITY OUTREACH EXP	-	-	-	-	2,400	(2,400)	4,800	(4,800)
MISC & EDUCATION EXP	-	85	(85)	226	765	(539)	1,000	(774)
TOTAL ADMINISTRATIVE EXPENSES	23,176	23,708	1,090	196,003	233,226	(37,223)	318,000	(121,997)
TOTAL NON-POTABLE OPERATING EXPENSES	50,637	68,405	(17,768)	630,393	702,699	(72,306)	939,150	(308,757)
NET OPERATING REVENUE/EXPENSE	33,940	(29,705)	63,645	600,445	390,401	210,044	535,850	64,595
NON-OPERATING SOURCE OF FUNDS:								
CONNECTION FEES	-	-	-	9,773	-	9,773	-	9,773
INTEREST INCOME	242	350	(108)	3,967	3,150	817	4,100	(133)
TOTAL NON-OP SOURCE OF FUNDS	242	350	(108)	13,740	3,150	10,590	4,100	9,640
TOTAL REVENUE/EXPENSE	34,182	(29,355)	63,537	614,185	393,551	220,634	539,950	74,235
TRANSFER TO CAPITAL FUND-REPLACEMENT				193,206				
TRANSFER TO CAPITAL FUND-IMPROVEMENT				420,979				
				-				
NON-POTABLE FUND BALANCE:								
ENDING FUNDS AVAILABLE 2015-2016	1,215,422							
TRANSFER FOR CAPITAL FUND REPLACEMENT	193,206							
TRANSFER FOR CAPITAL IMPROVEMENTS	420,979							
CAPITAL IMPROVEMENT (SEE ATTACHED DETAIL)	(146,807)							
TOTAL FUNDS AVAILABLE	1,682,800							

Temescal Valley Water District
Capital Projects
Yearly Miscellaneous and Multi - Year

FY 2016/2017 Maintenance/ General Projects	Total Cost	Source of Funding			AS OF MAR 31, 2017 EXPENDITURES				Total YTD	Variance
		Sewer Fund	Water Fund	Recycled Fund	Previous YRS	Sewer Fund	Water Fund	Recycled Fund		
Billing Software Update/HARDWARE	\$ 110,000	\$ 44,000	\$ 38,500	\$ 27,500	\$ 48,963	\$ 7,455	\$ 6,523	\$ 4,660	\$ 18,638	\$ 42,399
Rate study	\$ 130,000	\$ 52,000	\$ 45,500	\$ 42,500	\$ 15,782	\$ 29,985	\$ 26,237	\$ 18,741	\$ 74,963	\$ 39,255
General Building Improvements	\$ 40,000	\$ 16,000	\$ 14,000	\$ 10,000	\$ -	\$ 7,897	\$ 6,910	\$ 4,935	\$ 19,742	\$ 20,258
Convert to Recycled	\$ 135,000	\$ -	\$ -	\$ 135,000	\$ 16,363	\$ -	\$ -	\$ -	\$ -	\$ 118,637
Replace VFD	\$ 40,000	\$ 40,000	\$ -	\$ -	\$ -	\$ 11,840	\$ -	\$ -	\$ 11,840	\$ 28,160
Upgrade PLCs	\$ 250,000	\$ 100,000	\$ 87,500	\$ 62,500	\$ 67,861	\$ 46,371	\$ 40,574	\$ 28,981	\$ 115,926	\$ 66,213
Upgrade Servers to 64b	\$ 70,000	\$ 28,000	\$ 24,500	\$ 17,500	\$ 42,848	\$ 5,262	\$ 4,604	\$ 3,289	\$ 13,155	\$ 13,996
Sewer Management Plan Update	\$ 45,000		\$ -	\$ -	\$ -	\$ -	\$ -	\$ -	\$ -	\$ 45,000
SCADA Standardization	\$ 35,000	\$ 15,000	\$ 15,000	\$ 5,000	\$ 20,836	\$ 3,014	\$ 2,637	\$ 1,884	\$ 7,535	\$ 6,629
New Generator design	\$ 54,150	\$ 54,150	\$ -	\$ -	\$ -	\$ 29,858	\$ -	\$ -	\$ 29,858	\$ 24,292
Park Canyon RW Ext.	\$ 90,000	\$ -	\$ -	\$ 90,000	\$ 8,267	\$ -	\$ -	\$ 8,807	\$ 8,807	\$ 72,926
Air Actuator valves	\$ 40,000	\$ 40,000	\$ -	\$ -	\$ -	\$ 5,020	\$ -	\$ -	\$ 5,020	\$ 34,980
Subtotal Maintenance and General	\$ 1,039,150	\$ 349,150	\$ 225,000	\$ 300,000	\$ 220,921	\$ 146,702	\$ 87,485	\$ 71,297	\$ 305,484	\$ 512,745

Multiple Fiscal Year Projects

TWC Pipeline- Retrofit and Improvements	\$ 5,240,100	\$ 890,000	\$ 3,450,000	\$ 900,000	\$ 4,930,973	\$ -	\$ -	\$ 63,354	\$ 63,354	\$ 245,773
Dawson Canyon Recycled Water Storage Reserv	\$ 2,816,000	\$ 1,126,400	\$ 985,600	\$ 704,000	\$ 1,971,791	\$ -	\$ -	\$ 5,706	\$ 5,706	\$ 838,503
GIS Mapping - Water Sewer RW pipelines and fa	\$ 171,700	\$ 66,000	\$ 66,000	\$ 39,700	\$ 43,410	\$ 1,575	\$ 2,300	\$ -	\$ 3,875	\$ 124,415
Well Rehab	\$ 25,000	\$ -	\$ -	\$ 25,000	\$ -	\$ -	\$ -	\$ 6,450	\$ 6,450	\$ 18,550
SCADA Tower	\$ 60,000	\$ 30,000	\$ 30,000	\$ -	\$ -	\$ -	\$ -	\$ -	\$ -	\$ 60,000
Non-Potable Groundwater Development	\$ 185,000	\$ -	\$ -	\$ 185,000	\$ 62,031	\$ -	\$ -	\$ -	\$ -	\$ 122,969
Potable Groundwater Study and Development	\$ 355,000	\$ -	\$ 250,000	\$ 85,000	\$ 105,646	\$ -	\$ 35,686	\$ -	\$ 35,686	\$ 213,668
Dawson Canyon Potable Reservoir Design	\$ 145,000	\$ -	\$ 145,000	\$ -	\$ -	\$ -	\$ -	\$ -	\$ -	\$ 145,000
Urban Water Management Plan	\$ 100,000	\$ -	\$ 100,000	\$ -	\$ -	\$ -	\$ -	\$ -	\$ -	\$ 100,000
Subtotal Multiple Year	\$ 9,097,800	\$ 2,112,400	\$ 5,026,600	\$ 1,938,700	\$ 7,113,850	\$ 1,575	\$ 37,986	\$ 75,510	\$ 115,071	\$ 1,868,879

TOTAL \$ 10,136,950 \$ 2,461,550 \$ 5,251,600 \$ 2,238,700 \$ 7,334,771 **\$ 148,277** **\$ 125,471** **\$ 146,807** **\$ 420,555** \$ 2,381,624

TEMESCAL VALLEY WATER DISTRICT
General Ledger

For the Period From Jul 1, 2016 to Mar 31, 2017

Filter Criteria includes: 1) IDs from 567500.3 to 567500.5. Report order is by ID. Report is printed with Hide Period Subtotals on Multi-Period Report and in Detail Format.

Account ID Account Description	Date	Reference	Jrn	Trans Description	Debit Amt	Credit Amt	Balance
567500.3	7/1/16			Beginning Balance			
EQUIPMENT REPAIRS & MAIN	7/1/16	18352	CD	EDUARDO LOPEZ - EQUIPMENT REPAIRS & MAINT.	32.00		
	7/5/16	25772	PJ	RICHARDSON TECHNOLOGIES INC. - SERVICE CALL FOR A/C IN ADMIN OFFICE	384.00		
	7/6/16	18225	CD	EDUARDO LOPEZ - EQUIPMENT REPAIRS & MAINT.	32.00		
	7/12/16	13472	PJ	RS INSTRUMENTS & SERVICES - ENCLOSURE INSTALLED TO PROTECT NEW EFFLUENT FLOW METER	666.66		
	7/20/16	18332	CD	EDUARDO LOPEZ - EQUIPMENT REPAIRS & MAINT.	32.00		
	7/31/16	2016-068	PJ	DON PETERSON CONTRACTING, INC. - T+ M TO REPLACE COMPONENTS IN SCREENING WASHER AT HEADWORK'S OF TVWRF	6,115.00		
	7/31/16	14479	PJ	RS INSTRUMENTS & SERVICES - PROVIDE ANNUAL SERVICE AND CALIBRATION OF ALL METERS WITHIN TVWRF	953.50		
	8/11/16	82082	PJ	JWC ENVIRONMENTAL LLC - ROTOR	8,305.00		
	8/11/16	82082	PJ	JWC ENVIRONMENTAL LLC - QUOTE 34389 ALL 3 ITEMS ON QUOTE FOR CRITICAL SPARE PARTS	944.94		
	8/11/16	82082	PJ	JWC ENVIRONMENTAL LLC - TRANSPORT SEGMENT	1,743.62		
	8/11/16	82082	PJ	JWC ENVIRONMENTAL LLC - GASKET SEGMENT	59.93		
	8/16/16	18397	CD	EDUARDO LOPEZ - EQUIPMENT REPAIRS & MAINT.	32.00		
	8/31/16	18501	CD	EDUARDO LOPEZ - EQUIPMENT REPAIRS & MAINT.	32.00		
	8/31/16	10291	PJ	TRAN CONTROLS SCADA SOLUTIONS, - APC SMART-UPS 1500 VA-2CD	1,785.00		
	8/31/16	10291	PJ	TRAN CONTROLS SCADA SOLUTIONS, - HYDRO RANGER 200	1,099.00		
	8/31/16	10291	PJ	TRAN CONTROLS SCADA SOLUTIONS, - BACK UP UPS 900 VA (REMOTE STATION)	1,084.50		
	8/31/16	10291	PJ	TRAN CONTROLS SCADA SOLUTIONS, - UPS BATTERIES PS 1270 7.0 AMP HR	986.93		
	8/31/16	10291	PJ	TRAN CONTROLS SCADA SOLUTIONS, - FREE WAVE RADIO 902-928 MHR	1,395.00		
	8/31/16	10291	PJ	TRAN CONTROLS SCADA SOLUTIONS, - 170 AMM 09000 TSX MOMENTUM I/O (MONTECITO)	1,619.95		
	8/31/16	6155	PJ	EMS ELECTRIC MOTOR - REPAIR AND REINSTALL #2 INFLUENT EQ PUMP	8,476.57		
	8/31/16	6156	PJ	EMS ELECTRIC MOTOR - REPAIR AND REINSTALLED #2 INFLUENT EQ PUMP	1,578.00		
	8/31/16	6168	PJ	EMS ELECTRIC MOTOR - FIELD SERVICE WITH CRANE TO REMOVE 31 EQ INFLUENT PUMP	1,578.00		
	8/31/16	1187	PJ	ENGINEERED AIR SERVICES, INC. - ANNUAL SERVICE ON ALL THREE MACHINES, CHANGED AIR FILTERS AND OIL	535.06		
	8/31/16	2016-073	PJ	DON PETERSON CONTRACTING, INC. - REMOVE AND REPLACE CENTRIFUGE SLUDGE FEED PUMP	1,378.00		
	8/31/16	S2338642.00	PJ	PIRTEK FLUID TRANSFER SOLUTION - REPAIR LEAKING HOSE ON TRACTOR	238.86		
	8/31/16	10143	PJ	DAKOTA PUMP INC - BARNES BA-314	505.39		

TEMESCAL VALLEY WATER DISTRICT
General Ledger

For the Period From Jul 1, 2016 to Mar 31, 2017

Filter Criteria includes: 1) IDs from 567500.3 to 567500.5. Report order is by ID. Report is printed with Hide Period Subtotals on Multi-Period Report and in Detail Format.

Account ID Account Description	Date	Reference	Jrn	Trans Description	Debit Amt	Credit Amt	Balance
				1000GPH @ 20'TOH SUMP PUMP FOR SYCAMORE CREEK SEWER LIFT STATION			
	9/1/16	2842	PJ	APPLIED INDUSTRIAL TECHNOLOGIE - DRIVE BELTS FOR SBR BLOWERS 1,2 & 3	214.12		
	9/19/16	0601584-IN	PJ	EXCELSIOR BLOWER SYSTEMS, INC. - BELT TENSION	48.59		
	9/24/16	18615	CD	EDUARDO LOPEZ - EQUIPMENT REPAIRS & MAINT.	30.00		
	9/29/16	2016-077	PJ	DON PETERSON CONTRACTING, INC. - INSTALLED NEW GEAR BOX ON WASHER/ COMPACTOR ANGER DRIVE AT HEADWORKS	3,997.00		
	9/29/16	SI05645	PJ	BRITHINEE ELECTRIC - INSTALL NEW MOTOR ON WASHER / COMPACTOR AT HEADWORKS	242.00		
	9/30/16	6197	PJ	EMS ELECTRIC MOTOR - FIELD SERVICE TO REMOVE INFLUENT EQ PUMP #1	1,578.00		
	9/30/16	25858	PJ	RICHARDSON TECHNOLOGIES INC. - PERFORMED SCHEDULED MAINTENACE	399.00		
	9/30/16	6201	PJ	EMS ELECTRIC MOTOR - field service to remove and transport influent pump #5 to shop for repair	1,050.00		
	9/30/16	15607	PJ	RS INSTRUMENTS & SERVICES - QUOTE # 1901 REPLACE INFLUENT PH MOTOR AND EC PROBE	2,191.15		
	9/30/16	15607-1	PJ	RS INSTRUMENTS & SERVICES - REPLACE INFLUENT CONDUCTIVITY METER + 4 HRS TO INSTALL	2,191.15		
	9/30/16	S2364956.00	PJ	PIRTEK FLUID TRANSFER SOLUTION - REPLACE BROKEN HOSE ON THE JOHN DEERE	360.83		
	9/30/16	48205799	PJ	CORTECH ENGEERING - REPAIR SLUDGE FEED PUMP PER QUOTE RO-1094	4,973.58		
	10/2/16	178001-16	PJ	NORTH AMERICAN INDUTRY TECH - LEVEL TRANSDUCERS FOR USE IN SBR QUOTE 920001-16	5,151.60		
	10/4/16	18652	CD	EDUARDO LOPEZ - EQUIPMENT REPAIRS & MAINT.	32.00		
	10/4/16	76815	PJ	USA BLUEBOOK - SAMPLE TRANSFER PUMP	507.98		
	10/10/1	4337	PJ	UNITED POWER GENERATION - SERVICE CALL TO CONFIRM PROPER OPERATION OF GENERATOR + TRANSFER SWITCH AT SYCAMORE CREEK SEWER LIFT STATION	297.35		
	10/10/1	2619	PJ	EMS ELECTRIC MOTOR - REPAIR OF #5 INFLUENT PUMP INCLUDE DYNAMIC BALANCING	8,278.92		
	10/17/1	S00183	PJ	DALTON TRUCKING INC. - FIXED TRAILER	131.08		
	10/22/1	18734	CD	EDUARDO LOPEZ - EQUIPMENT REPAIRS & MAINT.	32.00		
	10/27/1	101737	PJ	BARRETT ENGINEERED PUMPS - CU 352 # 9814653 PROGRAMMING FEE	1,810.56		
	10/31/1	6214	PJ	EMS ELECTRIC MOTOR - REPAIR INFLUENT EQ PUMP #1	8,478.57		
	10/31/1	SI05530	PJ	BRITHINEE ELECTRIC - REPLACE VFO IN PUMP # 5	484.00		
	10/31/1	SI05737	PJ	BRITHINEE ELECTRIC - CHECK OPERATION OF GRINDER AT HEAD WORKS. REPLACE MOTOR ON GRINDER + COMPACTOR	3,277.18		
	10/31/1	65403	PJ	R.W. LAWSON, INC. - PERFORM ROUTINE MAINTAINCE ON AIR COMPRESSOR DRYER	450.00		

TEMESCAL VALLEY WATER DISTRICT
General Ledger
For the Period From Jul 1, 2016 to Mar 31, 2017

Filter Criteria includes: 1) IDs from 567500.3 to 567500.5. Report order is by ID. Report is printed with Hide Period Subtotals on Multi-Period Report and in Detail Format.

Account ID Account Description	Date	Reference	Jrn	Trans Description	Debit Amt	Credit Amt	Balance
	11/1/16	4365	PJ	UNITED POWER GENERATION - CHECK AND REPLACE BATTERY ON KB LIFT STATION	592.29		
	11/1/16	1384	PJ	ENGINEERED AIR SERVICES, INC. - SERVICE 3 AIR COMPRESSORS AT TVWRF TERTIARY FILTERS	473.23		
	11/1/16	2668	PJ	ENGINEERED AIR SERVICES, INC. - trouble soot and repair compressor #3. trouble shoot cause and repair compressor #2	626.08		
	11/1/16	S2396408.00	PJ	PIRTEK FLUID TRANSFER SOLUTION - REPAIR HOSE ON TRACTOR	305.10		
	11/4/16	18772	CD	EDUARDO LOPEZ - EQUIPMENT REPAIRS & MAINT.	32.00		
	11/15/1	18797	CD	EDUARDO LOPEZ - EQUIPMENT REPAIRS & MAINT.	30.00		
	11/15/1	10/27/2016	PJ	NORTH AMERICAN INDUTRY TECH - SUBMERSIBLE LEVEL TRANSMETERS FOR USE ON SBR'S AT TVWRF	2,575.80		
	11/29/1	18865	CD	EDUARDO LOPEZ - EQUIPMENT REPAIRS & MAINT.	40.00		
	11/30/1	34	PJ	SUPER BUILDERS - PERK POND TAKE OUT STRUCTURE	25,390.00		
	11/30/1	122957	PJ	USA BLUEBOOK - 0-300 psi pressure pguge	81.83		
	11/30/1	11/22/2016	PJ	US BANK GOVERNMENT SERVICES	627.19		
	11/30/1	16628	PJ	INNERLINE ENGINEERING INC - REMOVE SOLIDS FROM SYCAMORE CREEK SEWER LIFTSTATION	1,100.00		
	12/6/16	3239	PJ	KASSEL CONTRACTING INC. - GRADING PERE POND	17,289.00		
	12/14/1	1503	PJ	ENGINEERED AIR SERVICES, INC.	465.50		
	12/15/1	5000	PJ	Maxim Security Services - SERVICE CALL ISSUE WITH GATE	235.00		
	12/15/1	113856	PJ	AUTOMATED GATE SERVICES INC	313.40		
	12/17/1	18974	CD	EDUARDO LOPEZ - EQUIPMENT REPAIRS & MAINT.	32.00		
	12/20/1	EXTRA	PJ	SUPER BUILDERS - NEW PAD FOR PUMPS	1,250.00		
	12/30/1	4378	PJ	UNITED POWER GENERATION	427.50		
	12/31/1	2016-085	PJ	DON PETERSON CONTRACTING, INC. - REPAIR BAR SCREEN WORK PERFORMED	400.00		
	12/31/1	6255	PJ	EMS ELECTRIC MOTOR - INSTALL 2 PUMPS INFLUENT AND INFLUENT EQ	2,278.00		
	12/31/1	23139	PJ	RICHARDSON TECHNOLOGIES INC. - PERFORMED SCHEDULED MAINTENANCE	399.00		
	12/31/1	23153	PJ	RICHARDSON TECHNOLOGIES INC. - SERVICE CALL TO TROUBLESHOOT AND REPAIR AS NECESSARY THE AC UNIT AT SYCAMORE POTABLE WATER BOOSTER PUMP STATION	858.00		
	12/31/1	2016-087	PJ	DON PETERSON CONTRACTING, INC. - INSTALL PUMP INTO OVERFLOW PERC BASIB	1,487.00		
	12/31/1	SI05952	PJ	BRITHINEE ELECTRIC - SERVICE CALL ON 12/7/2016 TO TROUBLESHOOT WELL 1A VFD IS GOOD WIRE TO WELL HEAD IS GOOD	242.00		
	12/31/1	4379	PJ	UNITED POWER GENERATION	4,200.00		
	12/31/1	SI05996	PJ	BRITHINEE ELECTRIC	3,245.79		
	12/31/1	4627	PJ	AREND BROUWER ELECTRICAL CONTR - DISASSEMBLE ALL ELECTRIC EQUIPMENT AT CLAY CANYON LIFT STATION	1,060.00		

TEMESCAL VALLEY WATER DISTRICT
General Ledger
For the Period From Jul 1, 2016 to Mar 31, 2017

Filter Criteria includes: 1) IDs from 567500.3 to 567500.5. Report order is by ID. Report is printed with Hide Period Subtotals on Multi-Period Report and in Detail Format.

Account ID Account Description	Date	Reference	Jrn	Trans Description	Debit Amt	Credit Amt	Balance
	1/3/17	19022	CD	EDUARDO LOPEZ - EQUIPMENT REPAIRS & MAINT.	40.00		
	1/5/17	114244	PJ	AUTOMATED GATE SERVICES INC	175.00		
	1/10/17	19027	CD	EDUARDO LOPEZ - EQUIPMENT REPAIRS & MAINT.	40.00		
	1/25/17	19143	CD	EDUARDO LOPEZ - EQUIPMENT REPAIRS & MAINT.	30.00		
	1/31/17	15093832	PJ	TOP NOTCH PLUMBING - REPAIR SINKS IN MEN'S AND WOMEN'S RESTROOM IN OPERATIONS BUILDING DRIPS AND DAMAGES ANGLE VALVES	716.83		
	2/9/17	6168	PJ	VALLEY CITIES/GONZALES FENCE - FENCE AT FOSTER WELL SITE	1,460.00		
	2/10/17	19186	CD	EDUARDO LOPEZ - EQUIPMENT REPAIRS & MAINT.	30.00		
	2/20/17	1517	PJ	ENGINEERED AIR SERVICES, INC.	413.54		
	2/20/17	1586	PJ	ENGINEERED AIR SERVICES, INC.	2,237.36		
	2/20/17	2439	PJ	BT PIPELINE INC. - RESPOND TO SINK HOLE OVER SEWER DISCOVERED THAT SINK HOLE WAS NOT DISTRICT RESPONSIBILITY TO REPAIR	808.50		
	2/20/17	2443	PJ	BT PIPELINE INC. - BACKFILL SINK HOLE OVER SEWER LINE ON TEMESCAL CYN RD	814.00		
	2/28/17	19273	CD	EDUARDO LOPEZ - EQUIPMENT REPAIRS & MAINT.	40.00		
	2/28/17	115687	PJ	AUTOMATED GATE SERVICES INC	169.00		
	2/28/17	022217	PJ	US BANK GOVERNMENT SERVICES	298.15		
	3/6/17	23251	PJ	RICHARDSON TECHNOLOGIES INC. - PERFORMED SCHEDULED MAINTENANCE	399.00		
	3/6/17	1705	PJ	ENGINEERED AIR SERVICES, INC.	478.00		
	3/6/17	5672	PJ	Maxim Security Services	105.19		
	3/9/17	4397	PJ	UNITED POWER GENERATION - SYCAMORE CREEK SEWER LIFT STATION GENERATOR REPAIR	1,034.01		
	3/9/17	4400	PJ	UNITED POWER GENERATION - TRILOGY HYDRO BOOSTER GENERATOR REPAIR	221.11		
	3/9/17	4408	PJ	UNITED POWER GENERATION - TRILOGY BOOSTER STATION GENERATOR REPAIR	862.40		
	3/9/17	4406	PJ	UNITED POWER GENERATION - RETREAT BOOSTER GENERATOR REPAIR	726.13		
	3/9/17	4394	PJ	UNITED POWER GENERATION - MONTECITO HYDRO BOOSTER GENERATOR REPAIR	101.84		
	3/9/17	4399	PJ	UNITED POWER GENERATION - PAINTED HILLS (KB) LIFT STATION GENERATOR REPAIR	102.64		
	3/9/17	4398	PJ	UNITED POWER GENERATION - TVWRF GENERATOR REPAIR	541.02		
	3/9/17	4409	PJ	UNITED POWER GENERATION - REPAIR PUMP AT BROWN CYN CHANNEL PER ATTACHED QUOTE	525.92		
	3/9/17	4395	PJ	UNITED POWER GENERATION - 150 KW STAND-BY GENERATOR REPAIR PER ATTACHED QUOTE	243.41		
	3/9/17	4407	PJ	UNITED POWER GENERATION - 230 KW STAND-BY GENERATOR REPAIR PER ATTACHED QUOTE	1,314.41		
	3/9/17	4393	PJ	UNITED POWER GENERATION - REPAIR GENERATOR AT BUTTER FIELD SEWER LIFT STATION PER ATTACHEDE QUOTE	208.86		
	3/14/17	19300	CD	EDUARDO LOPEZ - EQUIPMENT REPAIRS & MAINT.	40.00		
	3/28/17	19383	CD	EDUARDO LOPEZ - EQUIPMENT REPAIRS	40.00		

TEMESCAL VALLEY WATER DISTRICT
General Ledger
For the Period From Jul 1, 2016 to Mar 31, 2017

Filter Criteria includes: 1) IDs from 567500.3 to 567500.5. Report order is by ID. Report is printed with Hide Period Subtotals on Multi-Period Report and in Detail Format.

Account ID Account Description	Date	Reference	Jrn	Trans Description	Debit Amt	Credit Amt	Balance
	3/31/17			& MAINT. Change Ending Balance	168,071.60		168,071.60 168,071.60
567500.4 EQUIPMENT REPAIRS & MAIN	7/1/16			Beginning Balance			
	7/1/16	18352	CD	EDUARDO LOPEZ - EQUIPMENT REPAIRS & MAINT.	28.00		
	7/6/16	18225	CD	EDUARDO LOPEZ - EQUIPMENT REPAIRS & MAINT.	28.00		
	7/15/16	10001	PJ	DAKOTA PUMP INC - REPAIR PARTS	122.74		
	7/19/16	2334	PJ	BT PIPELINE INC. - DIG OUT LEAK ON 14" STEEL LINE INSTALL 10 OF PIPE AND 2 MAN HOLES WITH BUTT STRAPS	6,764.50		
	7/19/16	2345	PJ	BT PIPELINE INC. - SET 2 METER BOXES FOR A 2" METER AND 4" METER WITH SPOOL	626.50		
	7/20/16	18332	CD	EDUARDO LOPEZ - EQUIPMENT REPAIRS & MAINT.	28.00		
	7/29/16	JULY 2016	SJ	UTILITY BILLING CUSTOMERS		50.00	
	8/10/16	081601	SJ	DONALD RAY ATKISM - BT REPAIR BLOW OFF/FIRE HYD HIT BY TRUCK OFF CAMBLE RANCH RD IN SHOPPING CENTER		846.00	
	8/16/16	18397	CD	EDUARDO LOPEZ - EQUIPMENT REPAIRS & MAINT.	28.00		
	8/31/16	18501	CD	EDUARDO LOPEZ - EQUIPMENT REPAIRS & MAINT.	28.00		
	8/31/16	2355	PJ	BT PIPELINE INC. - WORK PERFORMED ON 8/9/2016 REMOVE ROOTS AND REINSTALL NEW METER BOX	1,762.50		
	9/24/16	18615	CD	EDUARDO LOPEZ - EQUIPMENT REPAIRS & MAINT.	30.00		
	9/26/16	9/22/2016	PJ	KIMMEL BODY WORKS	730.12		
	9/30/16	SEPT 2016	SJ	UTILITY BILLING CUSTOMERS		9,080.00	
	9/30/16	10295	PJ	TRAN CONTROLS SCADA SOLUTIONS, - SCADA REACH F HMI REPLACEMENT & DREAM REPORT FOR WELLS	6,132.12		
	10/4/16	18652	CD	EDUARDO LOPEZ - EQUIPMENT REPAIRS & MAINT.	28.00		
	10/22/1	18734	CD	EDUARDO LOPEZ - EQUIPMENT REPAIRS & MAINT.	28.00		
	10/31/1	OCT 2016	SJ	UTILITY BILLING CUSTOMERS	9,280.00		
	11/4/16	18772	CD	EDUARDO LOPEZ - EQUIPMENT REPAIRS & MAINT.	28.00		
	11/15/1	18797	CD	EDUARDO LOPEZ - EQUIPMENT REPAIRS & MAINT.	30.00		
	11/29/1	18865	CD	EDUARDO LOPEZ - EQUIPMENT REPAIRS & MAINT.	40.00		
	11/30/1	2406	PJ	BT PIPELINE INC. - REPAIR 4" SERVICE LINE TO DELEO METER TEMESCAL CYN RD AT DAWSON CYN RD	11,331.00		
	11/30/1	11/22/2016	PJ	US BANK GOVERNMENT SERVICES	548.78		
	12/17/1	18974	CD	EDUARDO LOPEZ - EQUIPMENT REPAIRS & MAINT.	28.00		
	12/30/1	4378	PJ	UNITED POWER GENERATION	427.50		
	12/31/1	4379	PJ	UNITED POWER GENERATION	4,200.00		
	12/31/1	2412	PJ	BT PIPELINE INC. - PROVIDE LABER AND EQUIPMENT TO FILL 65 DEEP HOLE ON DISTRICT PROPERT NEAR FOSTER WELL	799.00		
	1/3/17	19022	CD	EDUARDO LOPEZ - EQUIPMENT REPAIRS & MAINT.	40.00		
	1/10/17	19027	CD	EDUARDO LOPEZ - EQUIPMENT REPAIRS & MAINT.	40.00		

TEMESCAL VALLEY WATER DISTRICT
General Ledger
For the Period From Jul 1, 2016 to Mar 31, 2017

Filter Criteria includes: 1) IDs from 567500.3 to 567500.5. Report order is by ID. Report is printed with Hide Period Subtotals on Multi-Period Report and in Detail Format.

Account ID Account Description	Date	Reference	Jrn	Trans Description	Debit Amt	Credit Amt	Balance
	1/25/17	19143	CD	EDUARDO LOPEZ - EQUIPMENT REPAIRS & MAINT.	30.00		
	1/31/17	2413	PJ	BT PIPELINE INC.	7,925.00		
	2/9/17	6168	PJ	VALLEY CITIES/GONZALES FENCE	1,277.50		
	2/10/17	19186	CD	EDUARDO LOPEZ - EQUIPMENT REPAIRS & MAINT.	30.00		
	2/20/17	2444	PJ	BT PIPELINE INC. - REINSTALL HYDRANT HIT BY CAR ON KNABE RD + GARDENIA	432.00		
	2/20/17	2425	PJ	BT PIPELINE INC. - LOOK FOR LEAK ON SUNSET ROSE WATER COMING TO SURFACE NO LEAK FOUND IN PIPELINE	2,425.00		
	2/20/17	2438	PJ	BT PIPELINE INC. - REPAIR DRAIN SWALL TO PROTECT OUR PIPELINE FROM FURTHER DAMAGE FROM RAINWATER DIVERT WATER ELSEWEAR	1,770.50		
	2/20/17	2437	PJ	BT PIPELINE INC. - REPAIR AIR-VAC HIT BY CAR AT CLAY CANYON + ELK GRASS ST	2,741.50		
	2/20/17	2445	PJ	BT PIPELINE INC. - PAVE TRANCHES ON SANCTUARY	2,864.00		
	2/20/17	10309	PJ	TRAN CONTROLS SCADA SOLUTIONS,	7,596.24		
	2/28/17	19273	CD	EDUARDO LOPEZ - EQUIPMENT REPAIRS & MAINT.	40.00		
	2/28/17	022217	PJ	US BANK GOVERNMENT SERVICES	298.15		
	2/28/17	2462	PJ	BT PIPELINE INC.	1,598.00		
	2/28/17	2462	PJ	BT PIPELINE INC.	376.00		
	3/9/17	4397	PJ	UNITED POWER GENERATION	1,034.01		
	3/9/17	4400	PJ	UNITED POWER GENERATION	221.11		
	3/9/17	4408	PJ	UNITED POWER GENERATION	862.40		
	3/9/17	4406	PJ	UNITED POWER GENERATION	726.13		
	3/9/17	4394	PJ	UNITED POWER GENERATION	101.83		
	3/9/17	4399	PJ	UNITED POWER GENERATION	102.65		
	3/9/17	4398	PJ	UNITED POWER GENERATION	541.02		
	3/9/17	4409	PJ	UNITED POWER GENERATION	525.91		
	3/9/17	4395	PJ	UNITED POWER GENERATION	243.42		
	3/9/17	4407	PJ	UNITED POWER GENERATION	1,314.41		
	3/9/17	4393	PJ	UNITED POWER GENERATION	208.87		
	3/14/17	19300	CD	EDUARDO LOPEZ - EQUIPMENT REPAIRS & MAINT.	40.00		
	3/28/17	19383	CD	EDUARDO LOPEZ - EQUIPMENT REPAIRS & MAINT.	40.00		
				Change	78,522.41	9,976.00	68,546.41
	3/31/17			Ending Balance			68,546.41
567500.5	7/1/16			Beginning Balance			
EQUIPMENT REPAIRS & MAIN	7/1/16	18352	CD	EDUARDO LOPEZ - EQUIPMENT REPAIRS & MAINT.	20.00		
	7/6/16	18225	CD	EDUARDO LOPEZ - EQUIPMENT REPAIRS & MAINT.	20.00		
	7/20/16	18332	CD	EDUARDO LOPEZ - EQUIPMENT REPAIRS & MAINT.	20.00		
	8/16/16	18397	CD	EDUARDO LOPEZ - EQUIPMENT REPAIRS & MAINT.	20.00		
	8/31/16	18501	CD	EDUARDO LOPEZ - EQUIPMENT REPAIRS & MAINT.	20.00		
	8/31/16	2355	PJ	BT PIPELINE INC. - WORK PERFORMED ON 8/10/2016 PROVIDE 6" TURNOUT FOR ADDING WATER INTO RECLAIM SYSTEM	2,211.00		
	9/30/16	SEPT 2016	SJ	UTILITY BILLING CUSTOMERS		200.00	
	10/4/16	18652	CD	EDUARDO LOPEZ - EQUIPMENT REPAIRS & MAINT.	20.00		
	10/22/16	18734	CD	EDUARDO LOPEZ - EQUIPMENT REPAIRS & MAINT.	20.00		

TEMESCAL VALLEY WATER DISTRICT
General Ledger
For the Period From Jul 1, 2016 to Mar 31, 2017

Filter Criteria includes: 1) IDs from 567500.3 to 567500.5. Report order is by ID. Report is printed with Hide Period Subtotals on Multi-Period Report and in Detail Format.

Account ID Account Description	Date	Reference	Jrn	Trans Description	Debit Amt	Credit Amt	Balance
	11/4/16	18772	CD	EDUARDO LOPEZ - EQUIPMENT REPAIRS & MAINT.	20.00		
	11/30/1	11/22/2016	PJ	US BANK GOVERNMENT SERVICES	391.98		
	12/17/1	18974	CD	EDUARDO LOPEZ - EQUIPMENT REPAIRS & MAINT.	20.00		
	2/9/17	6168	PJ	VALLEY CITIES/GONZALES FENCE	912.50		
	2/28/17	11700	PJ	FAIN DRILLING & PUMPING CO. IN - MATERIAL SALE SPARE PUMP FOR WELL	5,420.90		
	2/28/17	2462	PJ	BT PIPELINE INC.	558.00		
	3/16/17	79566	PJ	HOT LINE CONSTRUCTION INC. - SHIELD POWER LINE OVER WELL 1A FOR REINSTALLATION OF PUMP MOTOR.	4,404.18		
	3/31/17	10321	PJ	TRAN CONTROLS SCADA SOLUTIONS, Change	1,106.11		
	3/31/17			Ending Balance	15,184.67	200.00	14,984.67

TEMESCAL VALLEY WATER DISTRICT
Community Facilities District No. 1
Financing Authority
(Sycamore Creek)
3/31/2017

<u>Special Tax Fund (Acct #105636-009)</u> Account Balance at Wilmington Trust	\$ 532,661.38
<hr/>	
<u>BONDS PR ACCT (Acct # 105636-010)</u> Account Balance at Wilmington Trust	0.25
<hr/>	
<u>Administrative Expense Fund(Acct #105636-011)</u> Account Balance at Wilmington Trust	1.42
<hr/>	
<u>Surplus Fund (Acct #105636-012)</u> Account Balance at Wilmington Trust	1,591,847.72
<hr/>	
<u>Re-call Fund (Acct #105636-025)</u> Account Balance at Wilmington Trust	-
<hr/>	
TOTAL	\$ 2,124,510.77

TEMESCAL VALLEY WATER DISTRICT
Community Facilities District No. 2
Financing Authority
(Montecito Ranch)
3/31/2017

Special Tax Fund (Acct #105636-014)
Account Balance at Wilmington Trust \$ 86,628.37

BONDS PR ACCT (Acct # 105636-015)
Account Balance at Wilmington Trust -

Administrative Expense Fund(Acct #105636-016)
Account Balance at Wilmington Trust 1.33

Surplus Fund (Acct #105636-017)
Account Balance at Wilmington Trust 464,810.09

TOTAL \$ **551,439.79**

TEMESCAL VALLEY WATER DISTRICT
Community Facilities District No. 3
Financing Authority
(The Retreat)
3/31/2017

Special Tax Fund (Acct #105636-019)
Account Balance at Wilmington Trust \$ 333,738.80

BONDS PR ACCT (Acct # 105636-020)
Account Balance at Wilmington Trust -

Administrative Expense Fund(Acct #105636-021)
Account Balance at Wilmington Trust 1.42

Surplus Fund (Acct #105636-022)
Account Balance at Wilmington Trust 1,263,823.44

TOTAL **\$ 1,597,563.66**

**TEMESCAL VALLEY WATER DISTRICT
Community Facilities District
Financing Authority**

3/31/2017

Senior Lien Bonds - Revenue Fund (Acct #105636-000)	\$	0.01
- Lien Interest A/C (Acct #105636-001)		657.47
- Lien Principal A/C (Acct #105636-002)		-
- Financing Authority Surplus A/C (Acct #105636-003)		-
- Reserve Fund CFD #1 (Acct #105636-004)		2,265,528.58
- Reserve Fund CFD #2 (Acct #105636-005)		276,065.02
- Reserve Fund CFD #3 (Acct #105636-006)		1,495,524.63
Junior Lien Bonds - Revenue Fund (Acct #105639-000)		0.01
- Lien Interest A/C (Acct #105639-001)		62,708.85
- Lien Principal A/C (Acct #105639-002)		-
- Financing Authority Surplus A/C (Acct #105639-003)		-
- Reserve Fund CFD #1 (Acct #105639-004)		619,045.67
- Reserve Fund CFD #2 (Acct #105639-005)		100,174.20
- Reserve Fund CFD #3 (Acct #105639-006)		540,859.67
TOTAL	\$	5,360,564.11



**JOHN CHIANG
TREASURER
STATE OF CALIFORNIA**



PMIA Performance Report

Date	Daily Yield*	Quarter to Date Yield	Average Maturity (in days)
03/20/17	0.83	0.78	188
03/21/17	0.83	0.78	185
03/22/17	0.83	0.78	184
03/23/17	0.83	0.78	184
03/24/17	0.83	0.78	186
03/25/17	0.83	0.78	186
03/26/17	0.83	0.78	186
03/27/17	0.83	0.78	181
03/28/17	0.83	0.78	180
03/29/17	0.84	0.78	180
03/30/17	0.85	0.78	181
03/31/17	0.85	0.78	180
04/01/17	0.86	0.86	181
04/02/17	0.86	0.86	181
04/03/17	0.86	0.86	183
04/04/17	0.86	0.86	184
04/05/17	0.86	0.86	184
04/06/17	0.87	0.86	181
04/07/17	0.87	0.86	181
04/08/17	0.87	0.86	181
04/09/17	0.87	0.86	181
04/10/17	0.87	0.86	181
04/11/17	0.87	0.87	181
04/12/17	0.87	0.87	183
04/13/17	0.88	0.87	182
04/14/17	0.88	0.87	182
04/15/17	0.88	0.87	182
04/16/17	0.88	0.87	182
04/17/17	0.88	0.87	181
04/18/17	0.89	0.87	183
04/19/17	0.89	0.87	183

*Daily yield does not reflect capital gains or losses

[View Prior Month Daily Rates](#)

LAIF Performance Report

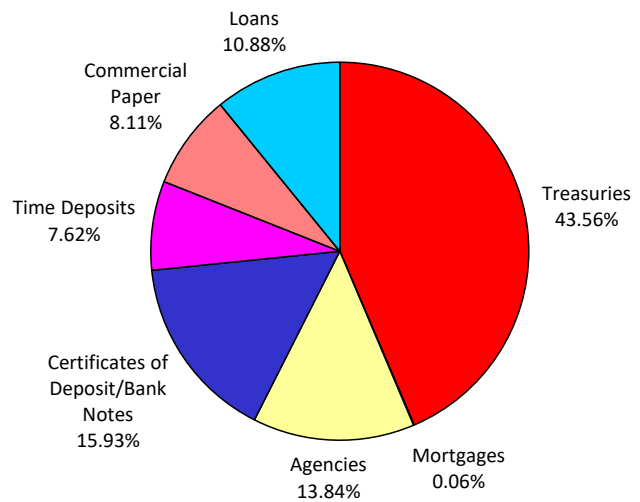
Quarter Ending 03/31/17

Apportionment Rate: 0.78%
 Earnings Ratio: 0.00002126194403179
 Fair Value Factor: 0.999175951
 Daily: 0.85%
 Quarter to Date: 0.78%
 Average Life: 180

PMIA Average Monthly Effective Yields

Mar 2017 0.821%
 Feb 2017 0.777%
 Jan 2017 0.751%

**Pooled Money Investment Account
Portfolio Composition
03/31/17
\$71.9 billion**



Active Lien Board Update

Balance as of 2/28/17: \$11,768.97

Payments received: \$0.00

New liens recorded: \$0.00

ACTIVE

Active liens value \$647.34

Number of active liens 4

WRITTEN OFF

Written off liens value \$11,121.63

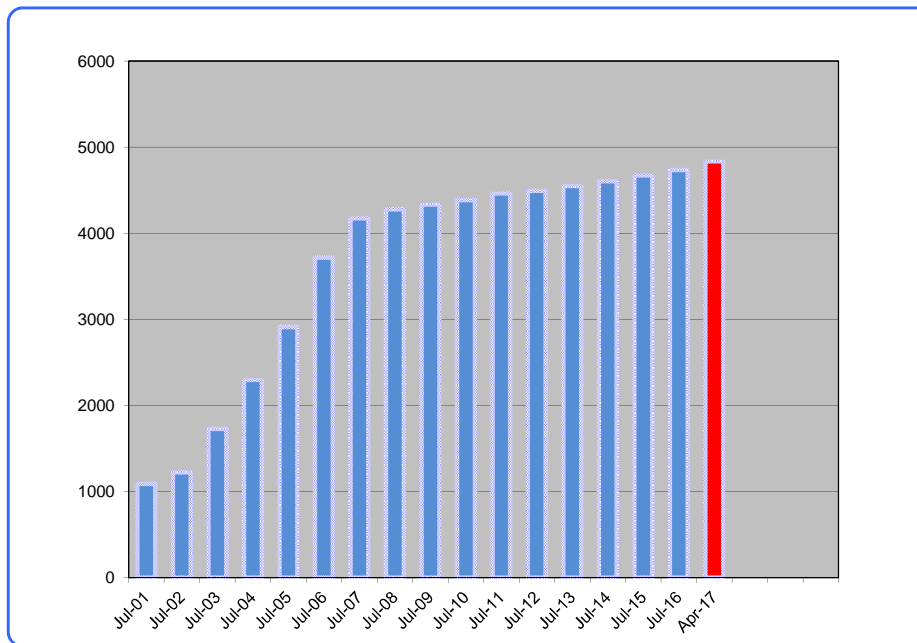
Number of written off liens 56

Released liens 6/13/07 - 4/25/17: \$170,721.99

TEMESCAL VALLEY WATER DISTRICT CUSTOMER COUNT PER YEAR (RESIDENTIAL)

(Excludes SID#1 and SID#2 sewer customers)

DATE	Jul-01	Jul-02	Jul-03	Jul-04	Jul-05	Jul-06	Jul-07	Jul-08	Jul-09	Jul-10	Jul-11	Jul-12	Jul-13	Jul-14	Jul-15	Jul-16	Apr-17
CUSTOMERS	1090	1223	1729	2295	2910	3718	4173	4279	4332	4386	4463	4492	4547	4605	4670	4736	4833



RESIDENTIAL	Total Homes	Completed Homes	
Wildrose Ranch	1043	1043	100%
Trilogy at Glen Ivy	1317	1317	100%
Painted Hills	204	204	100%
Canyon Oaks	26	26	100%
Montecito Ranch	305	305	100%
Sycamore Creek	1748	1421	81%
The Retreat	525	517	98%
Terramor	1443	0	0%
	<u>6611</u>	<u>4833</u>	73%

TOTAL CUSTOMER COUNT REPORT
March 31, 2017

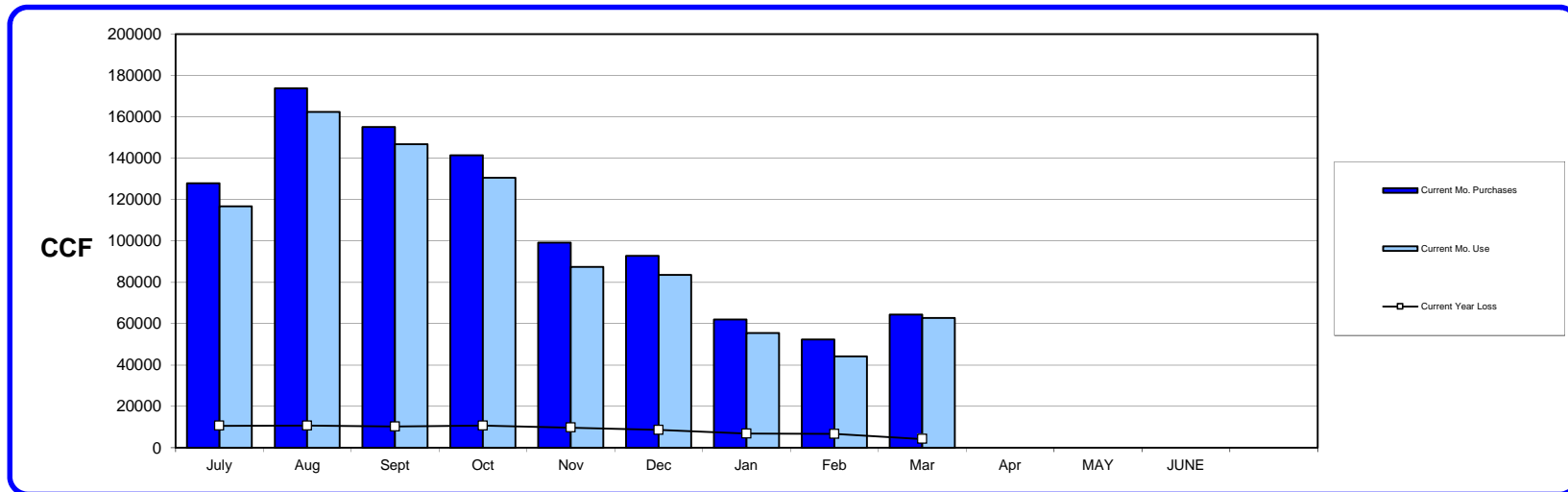
	Water & Sewer	Water Only	Sewer Only	Count
New homes added 0 Accts closed/transferred 72 Empty Homes 4			Butterfield (305) Calif. Meadows (345)	
Residential	4898	2	650	5550
Commercial	84	0	2	86
Commercial-fireheld inactive	41			41
Public Govt	3	1	0	4
Irrigation-Industrial	0	66	0	66
Non-Potable Water other	0	140	0	140
Construction-Bulk Sales	0	4	0	4
Total Active Customers				

DELINQUENT REPORT

Meters Read - Customers Billed	5198	
Received Delinquent Notice on current bill	417	8.02%
Turned Off for lack of payment	30	0.58%
Customers turned back on, amount paid	29	0.56%

WATER USAGE REPORT FOR FY 2016-2017

	July	Aug	Sept	Oct	Nov	Dec	Jan	Feb	Mar	Apr	May	June	TOTAL
Beg Water Levels	8502	9117	9865	7982	8320	10346	11057	10830	12304				
Ending Water Levels	9117	9865	7982	8320	10346	11057	10830	12304	9691				
Cur Yearly Purchases	127829	173678	154992	141397	99087	92774	61904	52287	64302				968250
Cur Yr Monthly Use	116641	162272	146618	130468	87384	83501	55396	44125	62713				889118
GAIN/LOSS (UNITS)	10573	10658	10257	10591	9677	8562	6735	6688	4202				77943

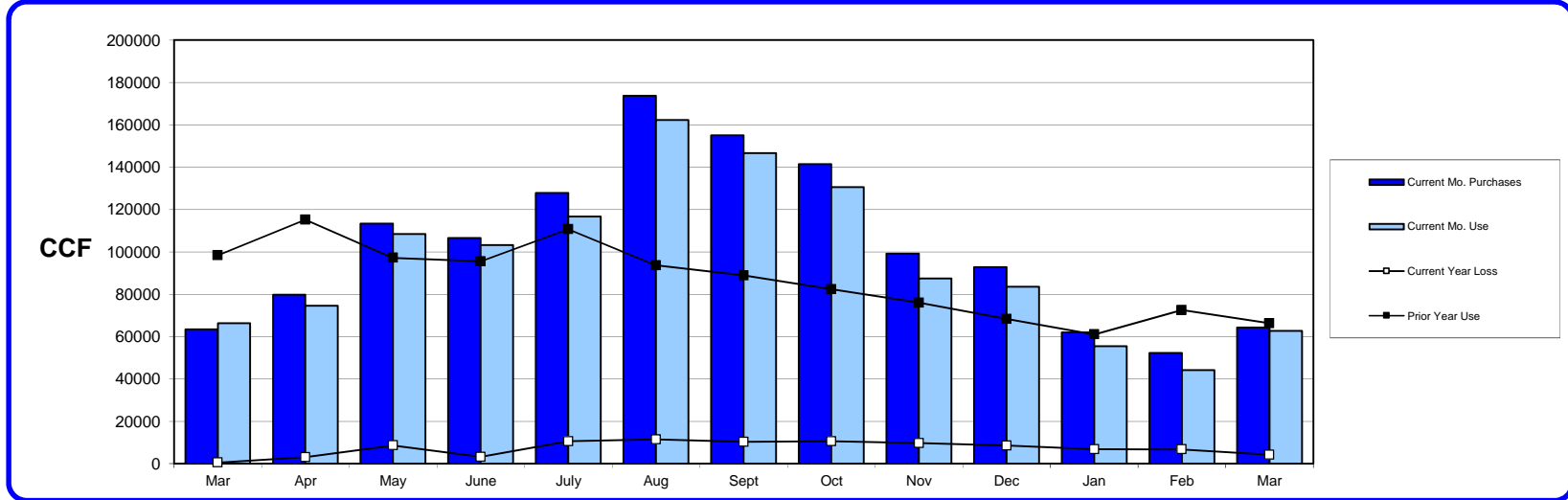


YEAR	%
2014-2015	-5.61
2015-2016	-4.83

SUMMARY	CCF
Beginning Water in System	8502 CCF
Water Purchased	968250 CCF
Water Used	889118 CCF
Water Remaining in System	9691 CCF
(Loss)/Gain FY to date	(77943) CCF
	-8.05%

WATER USAGE REPORT FOR THIRTEEN MONTHS

	Mar	Apr	May	June	July	Aug	Sept	Oct	Nov	Dec	Jan	Feb	Mar	TOTAL
Beg Water Levels	11024	7649	9846	8387	8502	9117	9865	7982	8320	10346	11057	10830	12304	
Ending Water Levels	7649	9846	8387	8502	9117	9865	7982	8320	10346	11057	10830	12304	9691	
Cur Yearly Purchases	63424	79673	113267	106499	127829	173678	154992	141397	99087	92774	61904	52287	64302	1331113
Cur Yr Monthly Use	66313	74479	108426	103216	116641	162272	146618	130468	87384	83501	55396	44125	62713	1241552
Prior Yr Monthly Use	98395	115197	97158	95479	110679	93626	88794	82309	75904	68282	60973	72419	66313	1125528



SUMMARY

CCF

Beginning Water in System 11024 CCF
 Water Purchased in last 13 months 1331113 CCF
 Water Used in last 13 months 1241552 CCF
 Water Remaining in System 9691 CCF
 (Loss)/Gain over last 13 months (90894) CCF

-6.83%

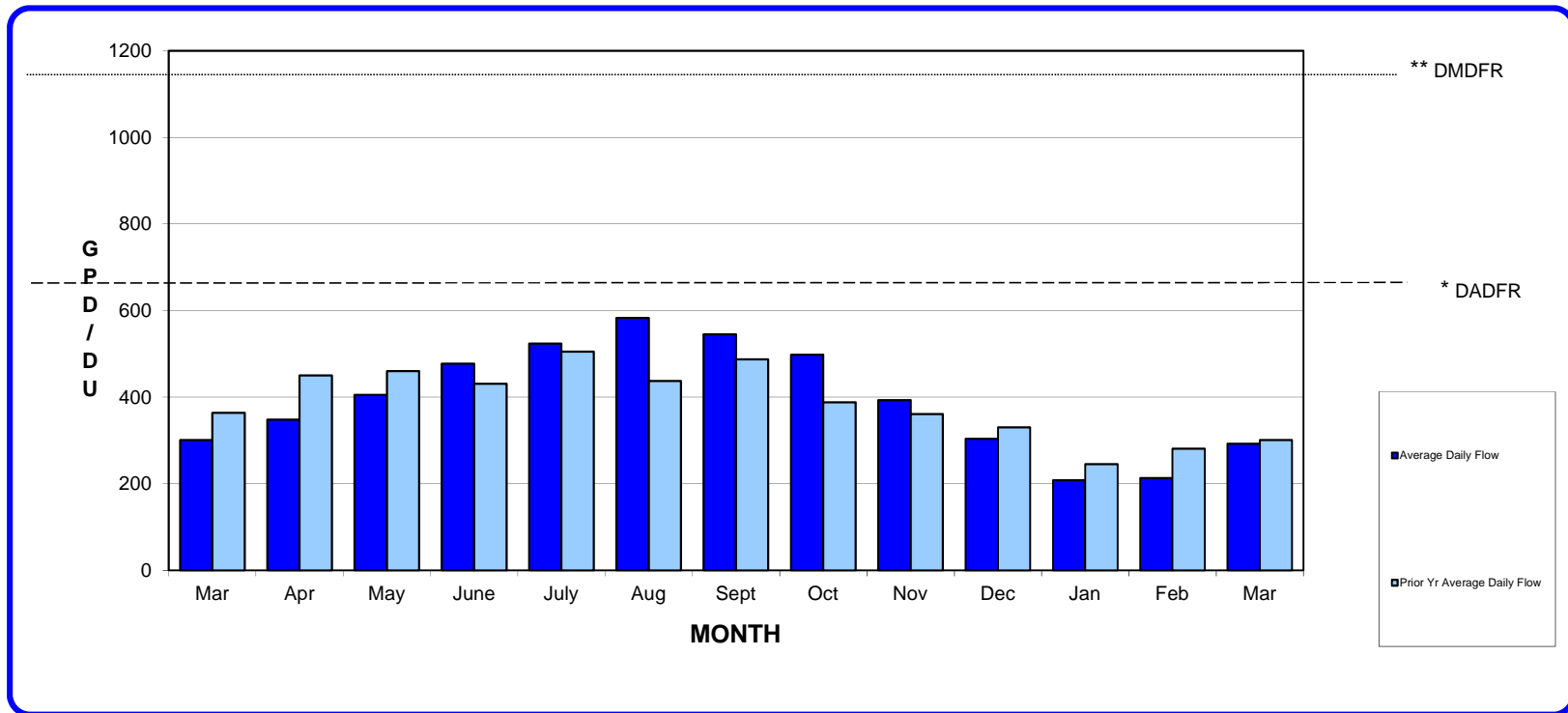
KEY
2014-2015
2015-2016
2016-2017

RESIDENTIAL WATER USAGE

AVERAGE DAILY FLOW

(GALLONS per DAY per RESIDENTIAL DWELLING UNIT CONNECTED)

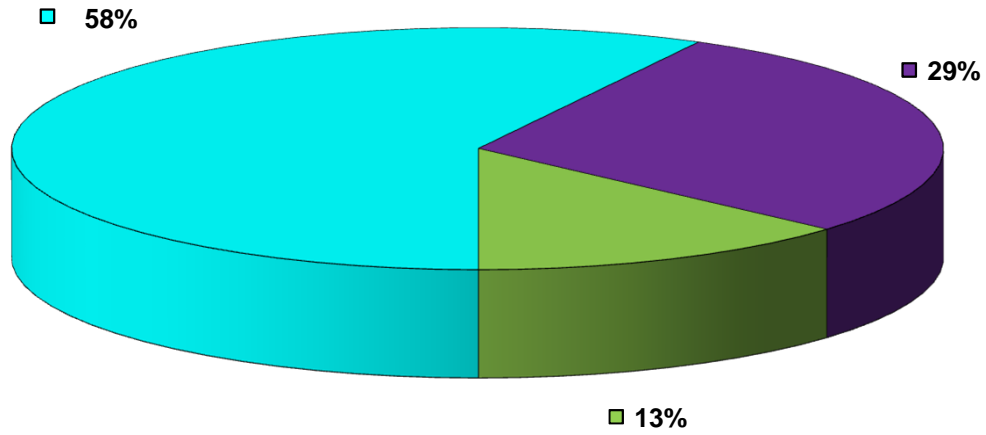
	Mar	Apr	May	June	July	Aug	Sept	Oct	Nov	Dec	Jan	Feb	Mar	YEARLY AVERAGE
Average Daily Flow	301	348	405	477	524	583	545	498	393	304	208	213	292	399
Prior Yr Average Daily Flow	364	450	460	431	505	437	487	388	361	330	245	281	301	390



Key
 2014-2015
 2015-2016
 2016-2017

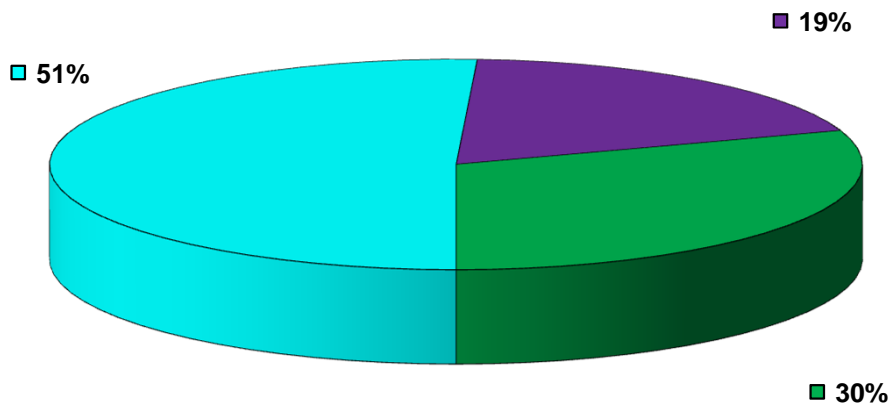
* DESIGN AVERAGE DAILY FLOW RATE IN GPD (650)
 ** DESIGN MAXIMUM DAILY FLOW RATE IN GPD (1140)

**Temescal Valley Water District
Volume of Water Sold
For Nine Months Ending March 31, 2017
F/Y 2016-2017**



POTABLE RECYCLED NON-POTABLE

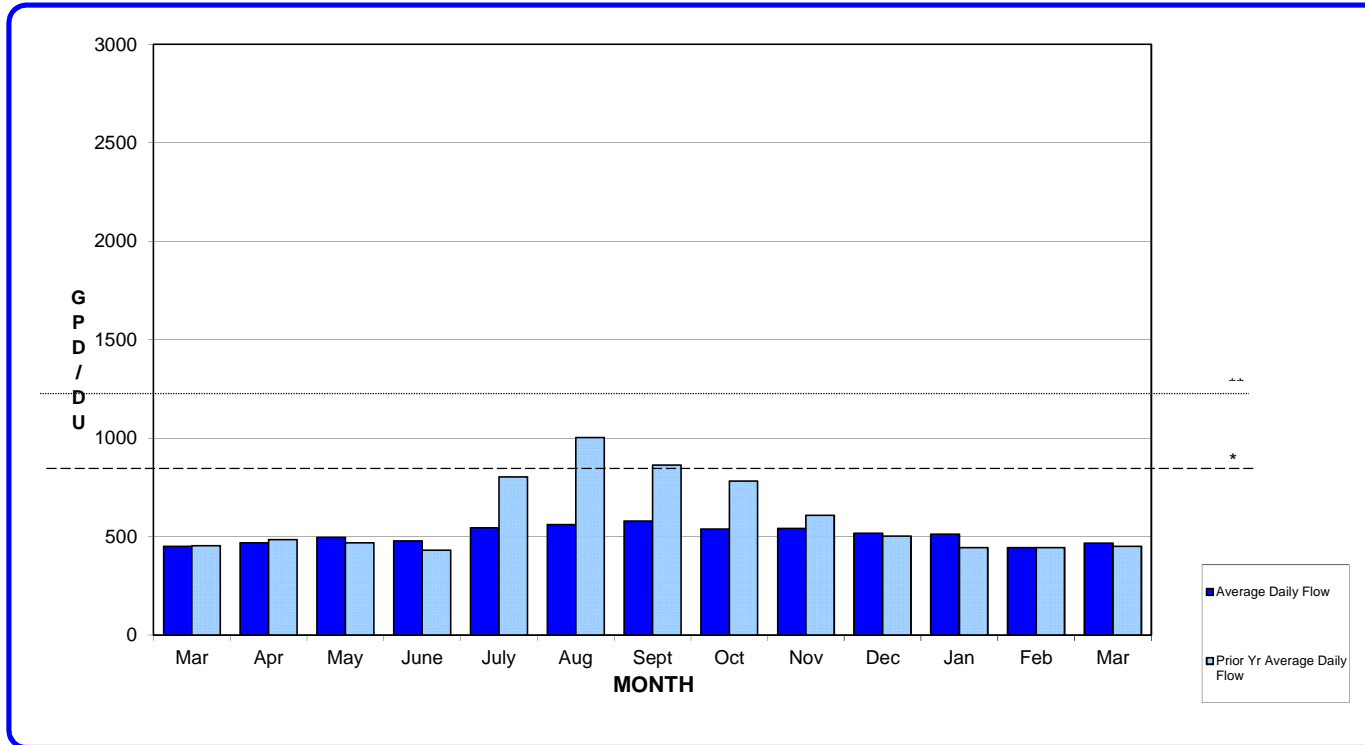
**Temescal Valley Water District
Water Volume Sold
For F/Y 2015-2016
Twelve Months**



POTABLE RECYCLED NON-POTABLE

**COMMERCIAL WATER USAGE
AVERAGE DAILY FLOW
(GALLONS per DAY per COMMERCIAL DWELLING UNIT CONNECTED)**

	Mar	Apr	May	June	July	Aug	Sept	Oct	Nov	Dec	Jan	Feb	Mar	YEARLY AVERAGE
Average Daily Flow	451	469	496	478	546	561	579	539	542	518	512	445	467	513
Prior Yr Average Daily Flow	454	485	469	431	803	1004	863	782	608	503	444	444	451	1041



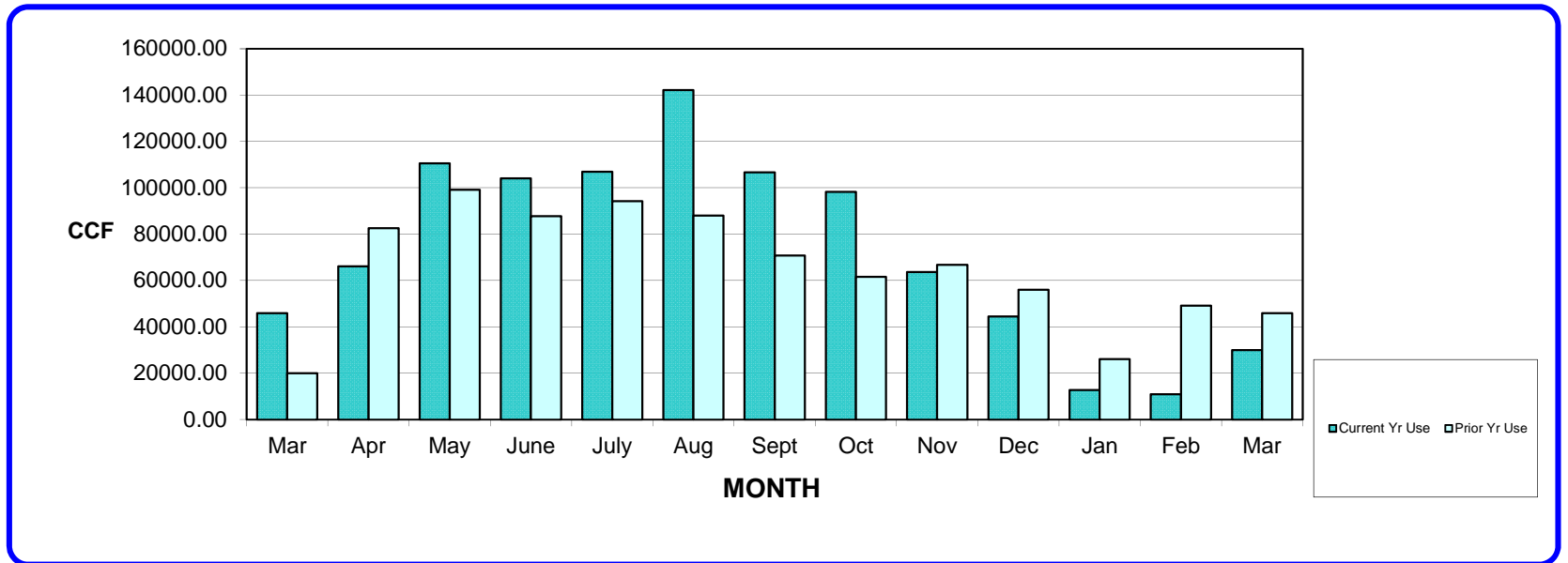
Key
 2014-2015
 2015-2016
 2016-2017

* DESIGN AVERAGE DAILY FLOW RATE IN GPD (650)
 ** DESIGN MAXIMUM DAILY FLOW RATE IN GPD (1140)

NOTE: EMISSARIES STARTED USING WATER

RECYCLED AND NON-POTABLE WELL WATER MONTHLY FLOW (ccf)

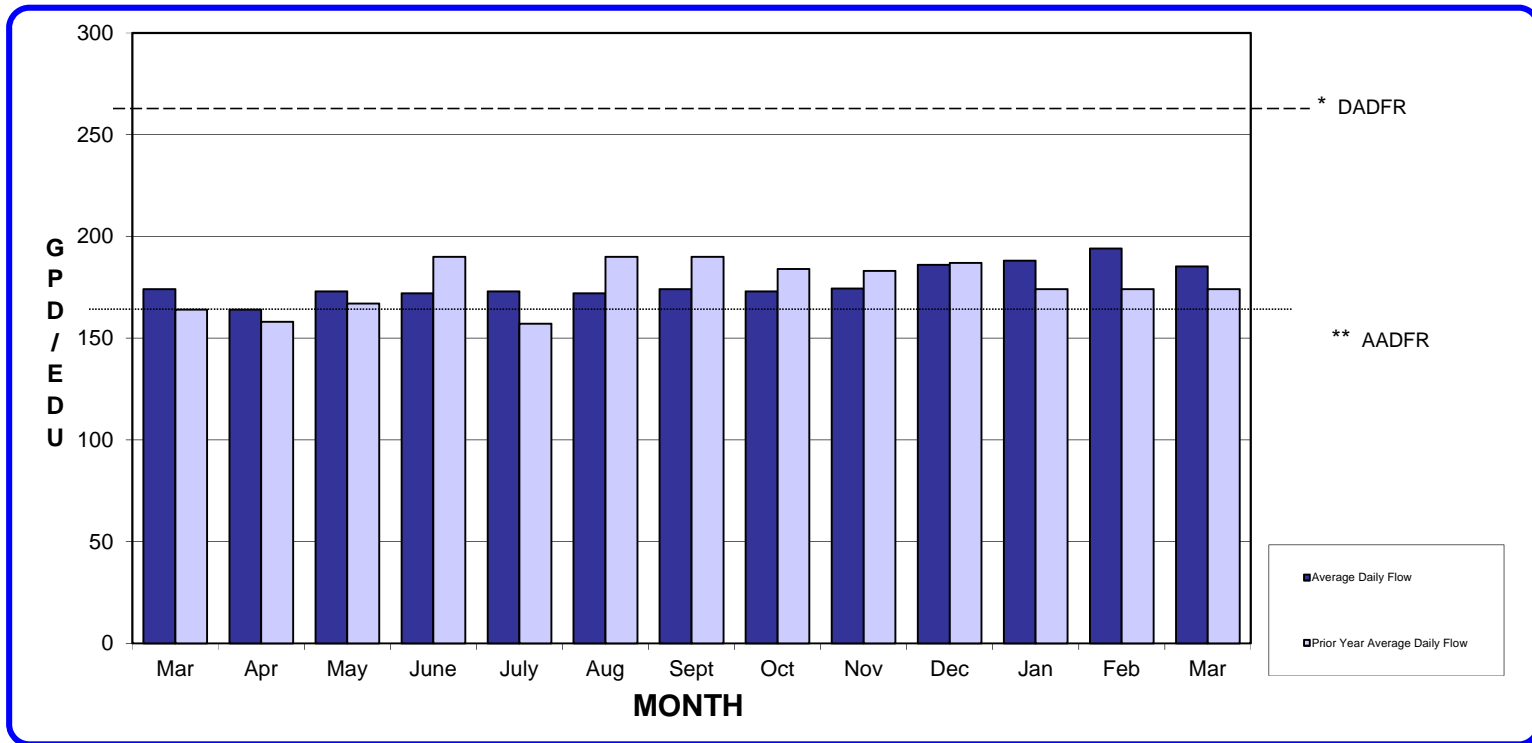
	Mar	Apr	May	June	July	Aug	Sept	Oct	Nov	Dec	Jan	Feb	Mar
Current Yr Use	45887.67	66124.51	110560.21	104019.74	106957.12	142210.12	106718.90	98261.40	63655.96	44418.02	12663.02	10972.41	29977.05
Prior Yr Use	19938.46	82604.83	99197.00	87702.00	94170.28	88058.82	70781.92	61621.08	66739.00	56050.32	26122.81	49169.19	45887.67
Revenue	\$77,550	\$77,550	\$190,723	\$179,425	\$183,977	\$240,312	\$184,646	\$169,073	\$112,792	\$76,130	\$21,401	\$17,384	\$17,384



Key
2014-2015
2015-2016
2016-2017

RESIDENTIAL & COMMERCIAL SEWER USAGE AVERAGE DAILY FLOW (GALLONS per DAY per DWELLING UNIT)

	Mar	Apr	May	June	July	Aug	Sept	Oct	Nov	Dec	Jan	Feb	Mar	12-Month Average
Average Daily Flow	174	164	173	172	173	172	174	173	174	186	188	194	185	192
Prior Year Average Daily Flow	164	158	167	190	157	190	190	184	183	187	174	174	174	177



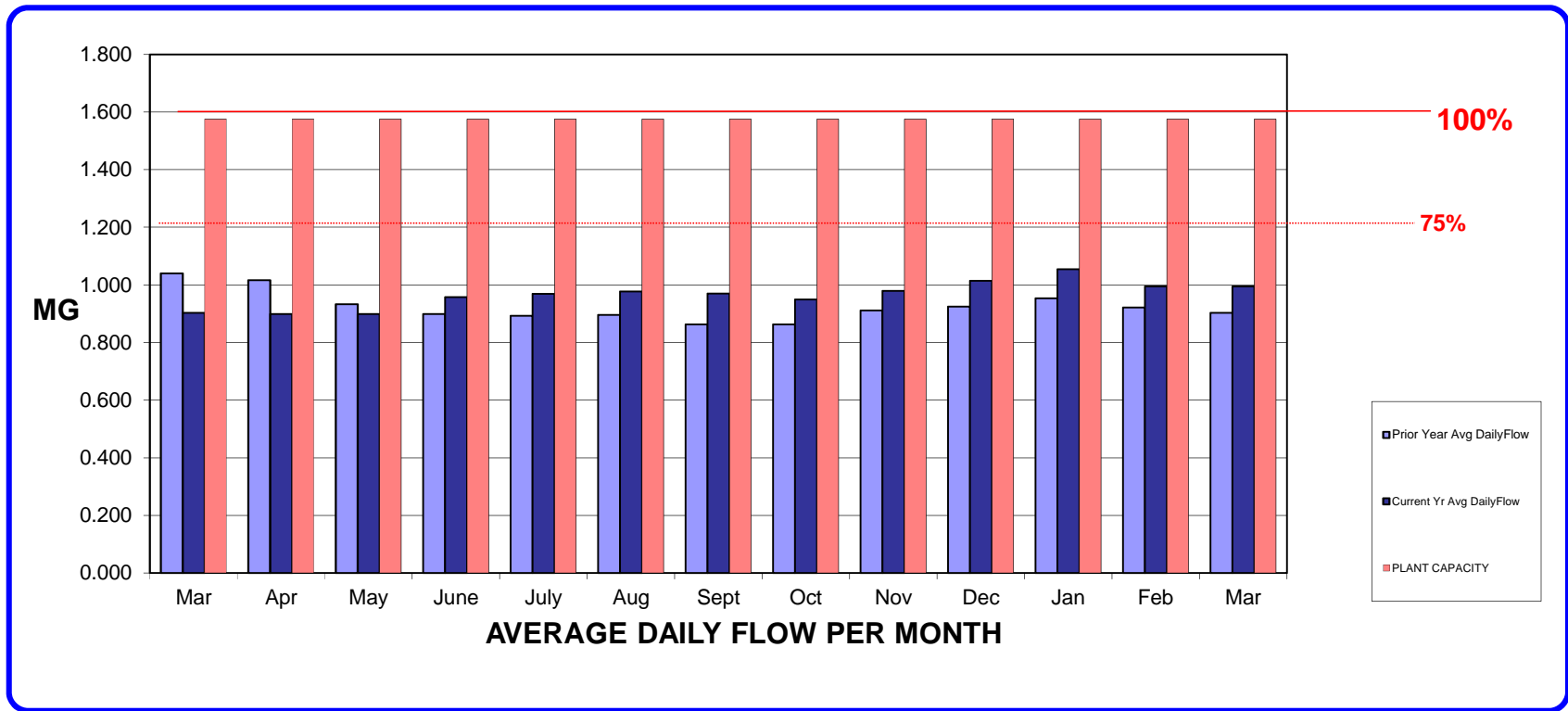
Key
2014-2015
2015-2016
2016-2017

** ACTUAL AVERAGE DAILY FICCF

RECLAMATION PLANT FLOW REPORT AVERAGE DAILY FLOW (Million Gallons)

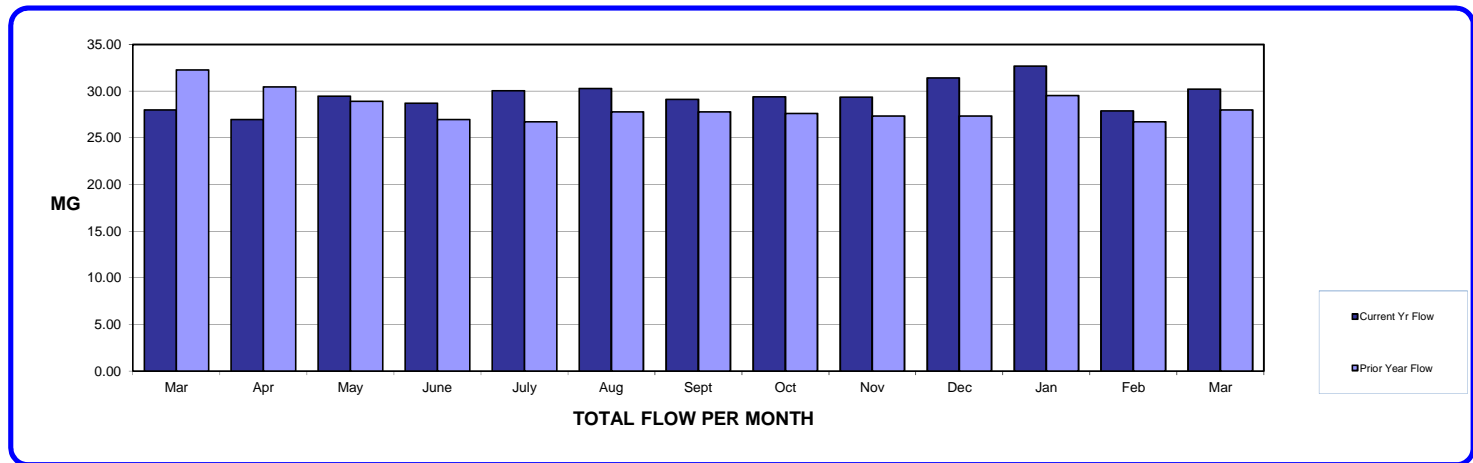
Key	
2013-2014	
2014-2015	
2015-2016	

	Mar	Apr	May	June	July	Aug	Sept	Oct	Nov	Dec	Jan	Feb	Mar
Current Yr Avg DailyFlow	0.9030	0.8990	0.8990	0.9570	0.9690	0.9770	0.9700	0.9490	0.9790	1.0140	1.0540	0.9950	0.9950
Prior Year Avg DailyFlow	1.0400	1.0160	0.9330	0.8990	0.8930	0.8960	0.8630	0.8630	0.9110	0.9240	0.9530	0.9210	0.9030
PLANT CAPACITY	1.575	1.575	1.575	1.575	1.575	1.575	1.575	1.575	1.575	1.575	1.575	1.575	1.575



RECLAMATION PLANT DISCHARGE REPORT MONTHLY FLOW (Million Gallons)

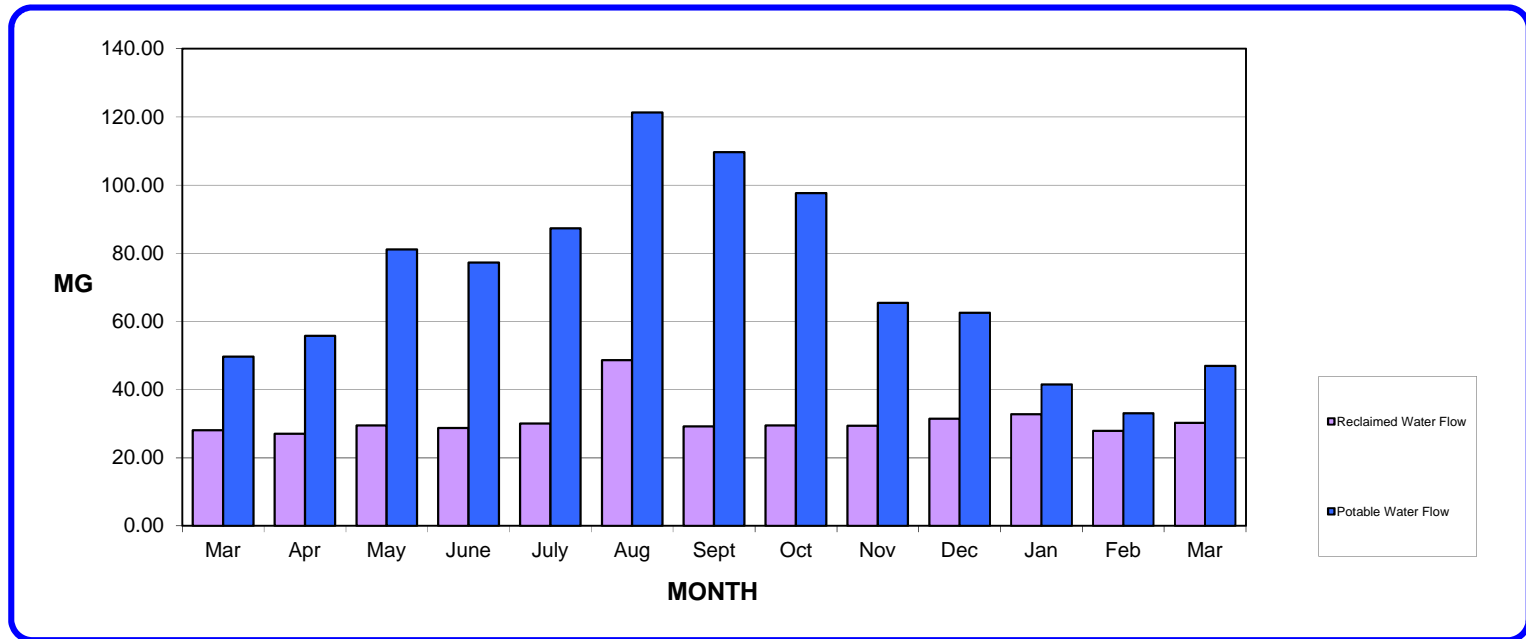
	Mar	Apr	May	June	July	Aug	Sept	Oct	Nov	Dec	Jan	Feb	Mar	Total/yr
Current Yr Flow	27.99	26.96	29.47	28.70	30.03	30.30	29.11	29.41	29.36	31.42	32.68	27.87	30.22	355.53
Prior Year Flow	32.26	30.47	28.92	26.97	26.72	27.78	27.78	27.60	27.32	27.32	29.54	26.71	27.99	335.12
Potential Revenue	\$63,220	\$60,894	\$66,582	\$64,842	\$67,836	\$68,448	\$65,748	\$66,439	\$66,324	\$70,978	\$73,831	\$62,958	\$68,260	\$803,140
Current Month Revenue	\$56,976	\$60,894	\$66,582	\$64,842	\$67,836	\$68,448	\$65,748	\$66,439	\$66,324	\$66,324	\$19,313	\$17,384	\$41,008	\$671,142
Additional Potential Rev	\$6,245	\$0	\$0	\$0	\$0	\$0	\$0	\$0	\$0	\$4,654	\$54,517	\$45,574	\$27,252	\$131,998



Key	
■	2014-2015
■	2015-2016
■	2016-2017

RECLAIMED WATER VERSUS POTABLE WATER MONTHLY FLOW (Million Gallons)

	Mar	Apr	May	June	July	Aug	Sept	Oct	Nov	Dec	Jan	Feb	Mar
No. of Sewer Dwelling Units Connected	5493	5492	5513	5507	5515	5541	5559	5568	5602	5610	5618	5616	5828
Reclaimed Water Flow	27.99	26.96	29.47	28.70	30.03	48.60	29.11	29.41	29.36	31.42	32.68	27.87	30.22
Potable Water Flow	49.60	55.71	81.10	77.21	87.25	121.30	109.67	97.59	65.36	62.45	41.44	33.01	46.90



Month	AVG								TOTAL		
	Wildrose(2)	Montecito(3)	Trilogy(4)	Painted Hills(5)	Syc Crk(6)	Retreat(7)	Avg All Resid	IND-BK / IRR	RECYCLED- Inc Retreat Golf	NONPOT- Other	NONPOT-Trilogy Golf
AVG '07-'08	18.1	32.7	15.9	32.2	21.7	37.1	25.9	106.6			
AVG '08-'09	24.6	33.8	17.0	33.3	32.6	40.8	25.4	53.3			
AVG '09-'10	21.9	30.0	15.8	30.2	26.3	38.0	23.0	51.7			
AVG '10-'11	20.6	27.6	15.5	25.8	25.1	35.2	22.3	36.0			
AVG '11-'12	21.0	27.9	15.9	27.3	24.7	34.0	22.5	82.3			
AVG '12-'13	21.9	31.3	15.6	27.5	23.6	30.5	22.9	190.0			
AVG '13-'14	22.5	33.8	16.5	28.2	24.5	30.6	23.0	9.8			
AVG '14-'15	20.7	28.4	15.4	26.8	21.9	28.2	21.2	62.8			
AVG '15-'16	17.4	21.3	10.6	22.4	16.9	24.3	16.5	105.4	38,401.9	4,639.1	18,977.2
Jul-16	22.5	32.8	15.4	33.2	21.7	32.9	22.6	184.1	63,548.0	4,607.5	36,728.0
Aug-16	28.5	42.5	28.2	42.2	27.1	43.1	31.1	375.7	76,504.9	2,689.2	17,143.1
Sep-16	28.5	42.5	39.1	42.2	27.1	43.1	31.1	375.7	60,099.0	31,347.0	15,211.0
Oct-16	19.5	32.8	21.1	25.6	19.0	27.8	21.8	121.4	57,201.0	27,684.8	12,592.0
Nov-16	15.7	26.1	13.6	19.9	15.5	21.8	16.6	404.4	43,645.0	5,068.0	14,943.0
Dec-16	15.1	25.3	11.8	17.6	15.3	21.0	15.6	226.6	31,939.0	4,273.4	8,173.0
Jan-17	11.5	16.4	6.3	10.6	11.5	13.2	10.6	9.2	11,428.1	937.4	165.0
Feb-17	9.6	8.9	5.4	9.3	9.2	11.0	8.5	33.7	9,191.0	1,258.4	523.0
Mar-17	12.2	13.9	9.4	14.4	11.6	17.4	12.1	76.9	20,458.0	4,202.1	5,317.0
Apr-17											
May-17											
Jun-17											
AVG '16-'17											

AMOUNTS IN UNITS (CCF) (ONE UNIT = 748 GALS.)



TEMESCAL VALLEY WATER DISTRICT

BOARD OF DIRECTORS

C.W. Colladay
Paul Rodriguez
Grant E. Destache
John Butler
Damon De Frates


GENERAL MANAGER

Jeff R. Pape

Engineering Committee Meeting Agenda

12 Noon – 2:00PM
April 13, 2017

- I. WWTP Capital Projects
 - a. New Generator Design
 - b. Terramor Expansion
 - c. Perk Pond Takeout Structure
 - d. WWTP Permit renewal
- II. Discussion Potable and Non-Potable Water Reliability Capital Projects
 - a. Groundwater Fracture Study Drilling Sites
 - b. GSA Formation
 - c. Terramor Perk Pond Structure
 - d. Urban water Management Plan
- III. General Discussion.



April 25, 2017

Board of Directors
Temescal Valley Water District

RE: General Manager's Report

Dear Board:

The following is a brief status report on a number of issues that I have been involved in since the last meeting.

- Working on non-potable water supply improvements
 - New Sump Well – New Well Pump – **In and operational**
 - Terramor Basin Park Perk Piping – **Design approved**
 - Park Canyon Drive RW line – **Easement was denied by Craig Deleo**
 -
- Working on Conservation opportunities and RW conversion locations -
- Working with Land Developers on water and sewer fees for multiple infill projects.
 - Deleo adjacent to Tom's Farms – **No Activity**
 - Forest Boundary – Plan Checking design plans - **Signed**
 - Retreat Infill – **Kiley Court – Plans signed**
 - Temescal Canyon Road at Campbell Ranch Road – **No Activity**
 - Kiley Family Trust Property – **Tract Map Stage**
- Terramor CFD – **No activity**
- Terramor Review:
 - New sewer lift station – **In Construction**
 - RW and Potable Tank Siting – **In Design**
- Terramor Onsite Water, Sewer and RW improvements
 - 1320 Water line – **Loop finished – Phase II in Construction**
 - 1509 Water line – **Loop finished**
 - Back Bone Gravity Sewer – **Loop finished – Phase II in construction**
 - Potable Water Booster Upgrade – **In operation**
 - RW Water Booster - **In operation**
- Sycamore Creek:
 - TM 36317 Water Sewer and RW improvement plans **Signed**
 - TM 36317 Potable Booster – **In Design**

Temescal Valley Water District

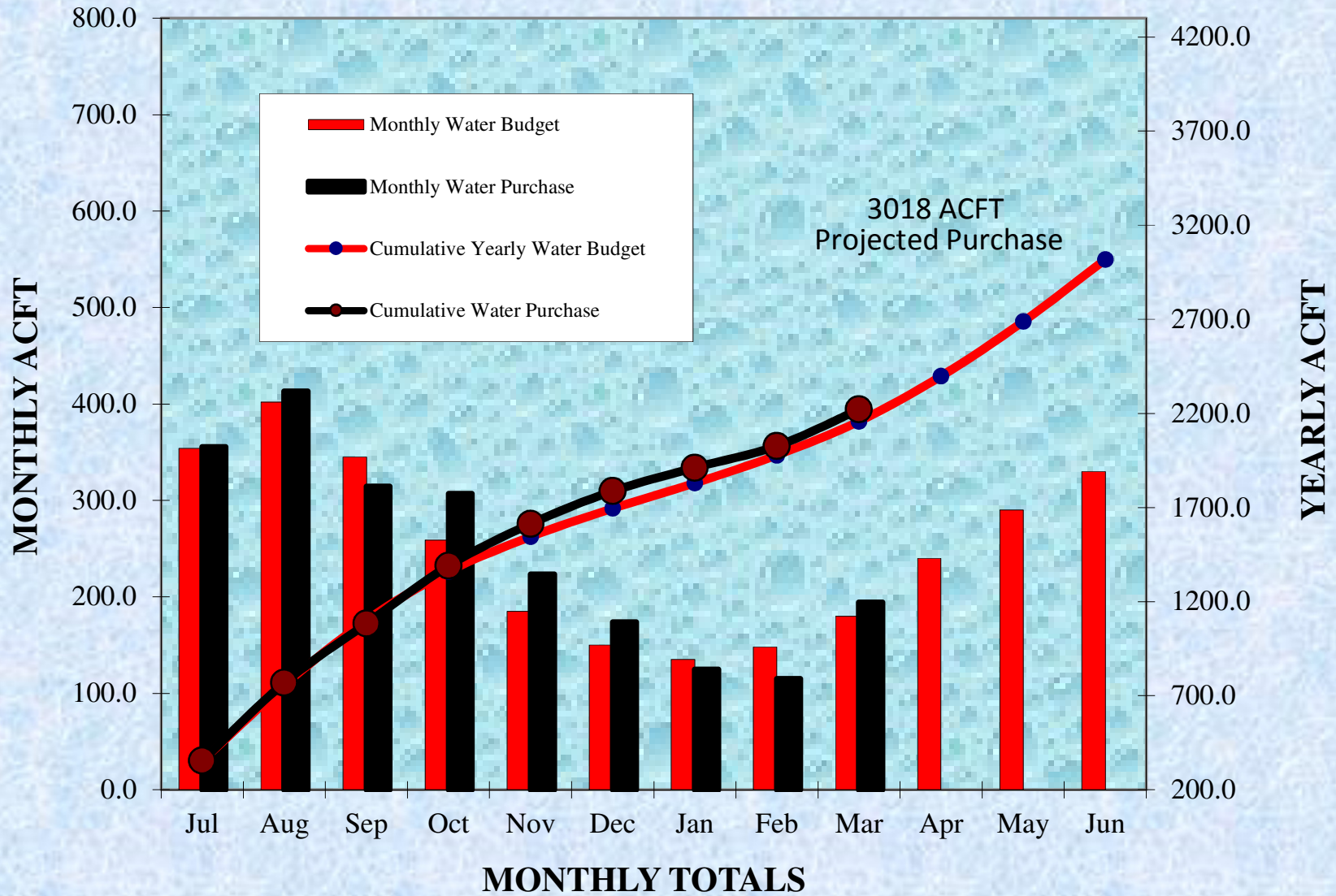
22646 Temescal Canyon Road | Temescal Valley, CA 92883-4106 | tel: 951.277.1414 | fax: 951.277.1419

www.temescalvwd.com

WHOLESALE BUDGET vs PURCHASE

Water Year July 2016 through June 2017

3018 ACFT PROJECTION



TEMESCAL VALLEY WATER DISTRICT
POTABLE WATER USAGE
SWRCB TRACKING

Temescal Valley Demographics 3.4213 occupants/residence
Residential Delivery 80.00%

2013	2016	2017
------	------	------

	Occupied						Occupied						Monthly 2013 vs 2017
	Homes	Population	2013(units)	Gallons	Residential	GPCD	Homes	Population	2017(units)	Gallons	Residential	GPCD	
JAN	4,550	15,567	68,183	51,000,884	40,800,707	87	4,821	16,494	54,147	40,501,956	32,401,565	65.5	-25.05%
FEB	4,459	15,256	66,442	49,698,616	39,758,893	87	4,818	16,484	43,378	32,446,744	25,957,395	52.5	-39.58%
MARCH	4,585	15,687	89,195	66,717,860	53,374,288	113	4,898	16,758	61,705	46,155,340	36,924,272	73.4	-35.24%
APRIL	4,532	15,505	102,118	76,384,264	61,107,411	131	4,841	16,563	72,681	54,365,201	43,492,161	87.5	-33.37%
MAY	4,655	15,926	114,784	85,858,432	68,686,746	144	4,840	16,559	105,395	78,835,460	63,068,368	127.0	-11.69%
JUNE	4,655	15,926	147,102	110,032,296	88,025,837	184	4,861	16,631	100,887	75,463,476	60,370,781	121.0	-34.32%
JULY	4,652	15,916	155,550	116,351,400	93,081,120	195	4,855	16,610	113,843	85,154,564	68,123,651	136.7	-29.87%
AUG	4,622	15,813	155,221	116,105,308	92,884,246	196	4,863	16,638	156,629	117,158,492	93,726,794	187.8	-4.09%
SEPT	4,632	15,847	143,899	107,636,452	86,109,162	181	4,889	16,727	124,044	92,784,912	74,227,930	147.9	-18.33%
OCT	4,624	15,820	105,745	79,097,260	63,277,808	133	4,907	16,788	110,245	82,463,260	65,970,608	131.0	-1.76%
NOV	4,640	15,875	99,180	74,186,640	59,349,312	125	4,916	16,819	84,598	63,279,304	50,623,443	100.3	-19.49%
DEC	4,637	15,865	59,809	44,737,132	35,789,706	75	4,958	16,963	79,933	59,789,884	47,831,907	94.0	24.99%
Yearly			1,307,228.00	Units					1,107,484.75	Units			

3,000.98 ACFT	2,542.44 ACFT
Sum of Residential Water 782,245,235	Sum of Residential Water 662,718,874
Average Population 2016 15,750	Average Population 2016 16,669
Yearly GPCD 136	Yearly GPCD 109
	Year over Year Average GPDC Savings 19.95%

MEMORANDUM

DATE: April 25, 2017
TO: Board of Directors
Temescal Valley Water District
FROM: General Manager
SUBJECT: Deep Rock Fracture Well Study

BACKGROUND

Dudek's Hydrogeologists have completed the rock fracture study and identified multiple locations in which there is potential for intersecting rock fractures in the Temescal Valley area. Of the five potential sites, two are on or near property that is owned by TVWD. Further discussion with Fain Drilling has identified that the sites are suitable for drilling pilot holes and well development if measurable water is found. Staff has discussed these locations with the Engineering Committee and developed budgets for both pilot holes and reaming for well development. The sites are adjacent to and on pads for our existing potable tank sites. The potential is for potable or non-potable water at each site. As a ROI for drilling - 200 gpm is approximately 322 AF / year or \$310,000 in wholesale water cost.


FISCAL IMPACT

Pilot hole - \$60,000, Final Well - additional \$90,000 to \$140,000
Current Capital Project Budget for Groundwater Development = \$330,000

RECOMENDATION

Drill a pilot hole at each location and develop a well if the projected yield is greater than 200 gpm

Respectfully submitted,



Jeff Pape
General Manager

April 21, 2017

Board of Directors
Temescal Valley Water District

Re: Water and Sewer Operations – March 2017

Dear Board Members:

Temescal Valley Water District operations personnel perform the following tasks on a regular and routine basis:

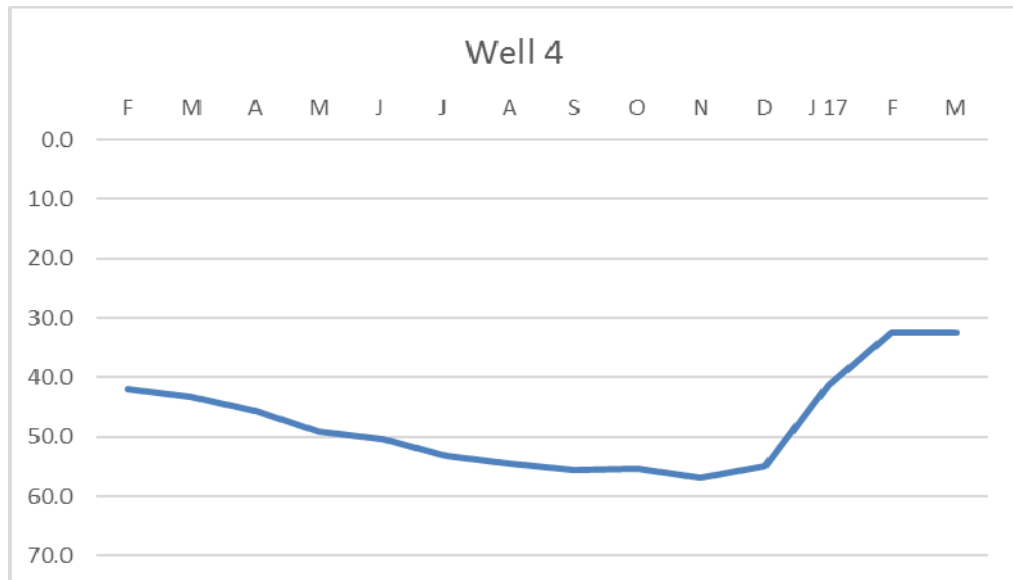
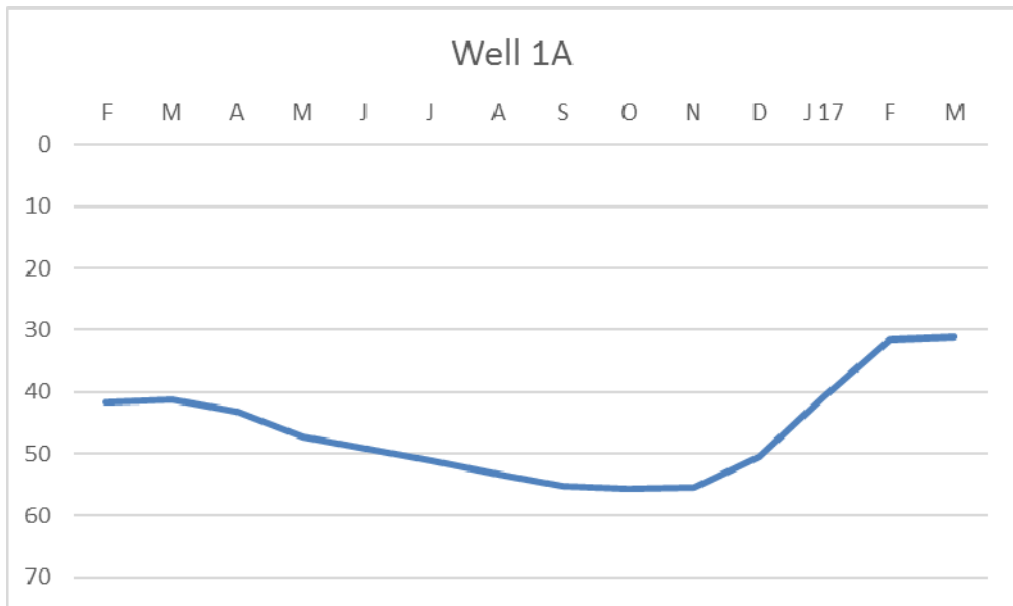
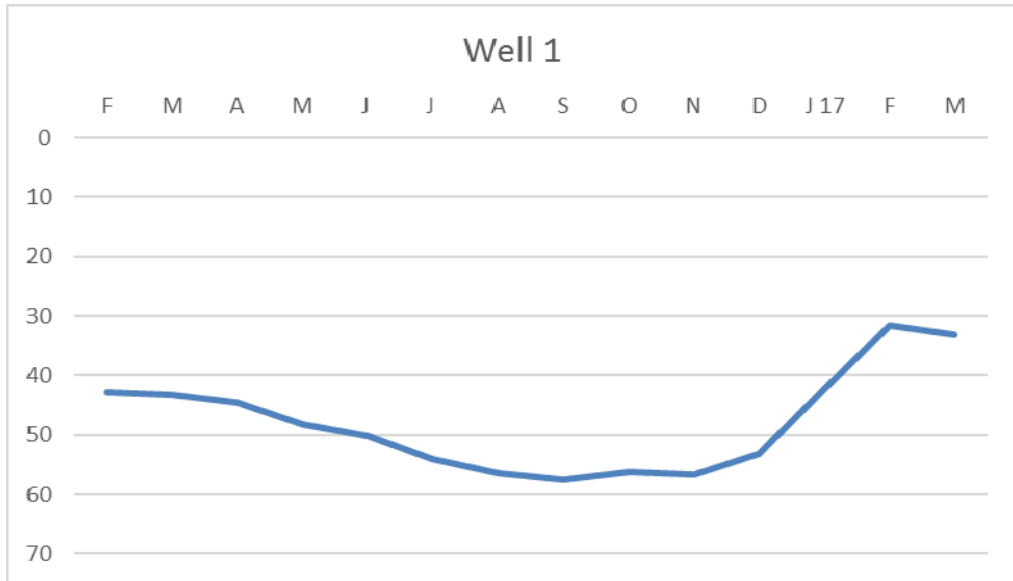
- Managed 147.62 acre-feet of water through system.
- Collected monthly potable water samples. We are now collecting four samples per week as required by the State Water Resources Control Board, Division of Drinking Water.
- Submitted monthly report to the Regional Water Quality Control Board for:
 - Temescal Valley Wastewater Reclamation Facility
- Submitted monthly report to the State Water Resources Control Board, Division of Drinking Water for TVWD distribution system monitoring.
- Read 5198 water meters.
- Maintained aesthetic appearance of all District facilities.
- 30 shut-offs.
- Responded 157 service calls.
- Installed 0 meters for the various developers
- Responded to 52 USA Dig Alerts to mark District underground utilities.

In addition to the above regular and routine tasks we also performed the following operational tasks.

- Installing sand filter and related piping to utilize water stored in the percolation basin.
- Installed line from TVWRF reclaim reservoir to new well.
- Performed leak detection test on main line in Temescal Canyon rd. but nothing definitive yet. Leak detection test discovered “noise” at one air-vac, indicating possible leak. Continuing to investigate possible leak.
- Monitoring construction of new sewer lift station in Terramor.
- Submitted March report to the State Water Resources Control Board via CWIQS.

Sincerely,

Kenneth R. Caldwell, Operations Superintendent



**TEMESCAL VALLEY WATER DISTRICT
ENGINEERING DEPARTMENT**

DISTRICT ENGINEER'S MONTHLY REPORT

Date: April 20, 2017
To: Jeff Pape, General Manager
From: Justin Scheidel, District Engineer
Subject: Engineering Activities Update for the Month of April 2017

Following is a summary of the status of current engineering projects:

PLAN CHECKING & DEVELOPER RELATED PROJECTS

Terramor Water, Sewer, & RW Improvements In-Tract Backbone (8432) – Engineering review previously completed, currently under construction.

Terramor Water, Sewer, & RW Improvements In-Tract Laterals (8773) – Engineering review of tracts 36593, 36593-1/6 previously completed, currently under construction.

Terramor Regional Sewer LS (8957) – Engineering review completed, currently under construction.

Forest Boundary Tract 35249 (9351) – No engineering activity this month.

TVWD Water Reclamation Facility Expansion (9830) – Currently reviewing PDR, generator replacement plans and 30% treatment plant upgrade plans developed by Dexter Wilson Engineering. Review includes coordination of process modifications with operations staff.

CAPITAL IMPROVEMENT PROJECTS

Started water model evaluation required for the siting study and preliminary engineering report for a new 1320 zone reservoir. Technical Memorandum completed this month and is currently being reviewed by the District.

AS-NEEDED ENGINEERING SERVICES

General Engineering Initiated During FY 2016/17 (1401-16XX)

Phase 1603: Wastewater Related Services for FY 2016/17. No engineering activity this month.

Phase 1604: Potable Water Related Services for FY 2016/17. Prepare District Engineer's report. Oversight of design of the 1320 reservoir preliminary design.

Phase 1605: Non-Potable Water Related Services for FY 2016/17. No engineering activity this month.

- Phase 1606: Wastewater Mapping Updates for FY 2016/17. Integration of new facilities into District GIS for development of new District maps. Created new pumping zone figures and address tables for the district to be used as part of the new rate structure. Figures and tables currently under District review.
- Phase 1607: Potable Water Mapping Updates for FY 2016/17. Integration of new facilities into District GIS for development of new District maps.